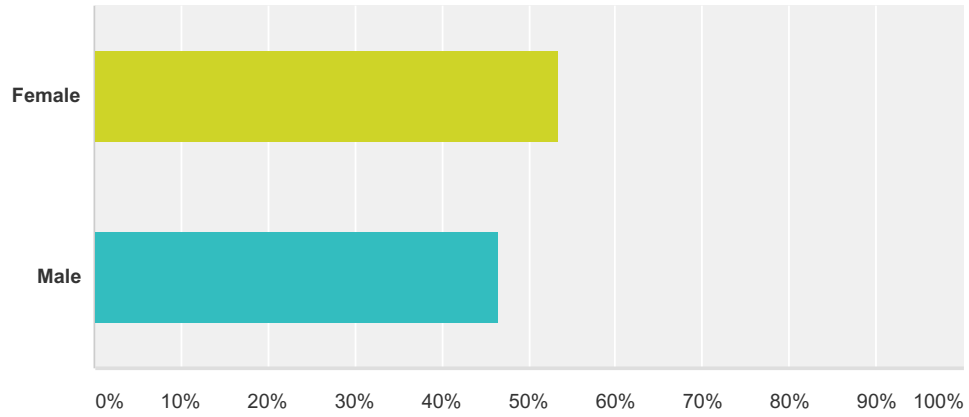


Q1 A letter was mailed to your home a few days ago containing your Unique Survey Code, a six (6) character alphanumeric code. Please input this six (6) character code.

Answered: 764 Skipped: 1

Q2 What is your gender?

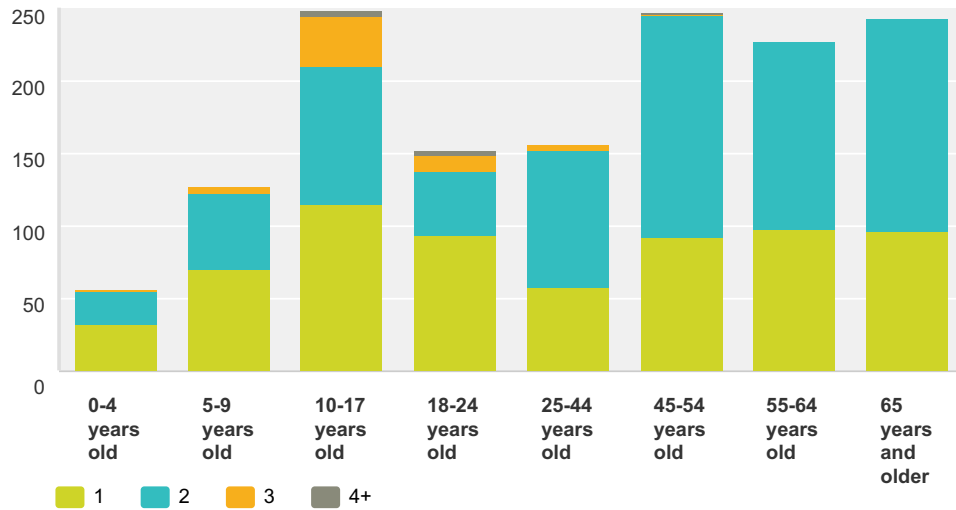
Answered: 744 Skipped: 21



Answer Choices	Responses	
Female	53.36%	397
Male	46.64%	347
Total		744

Q3 Below are age ranges. Please indicate the number of persons in your household in each applicable age range.

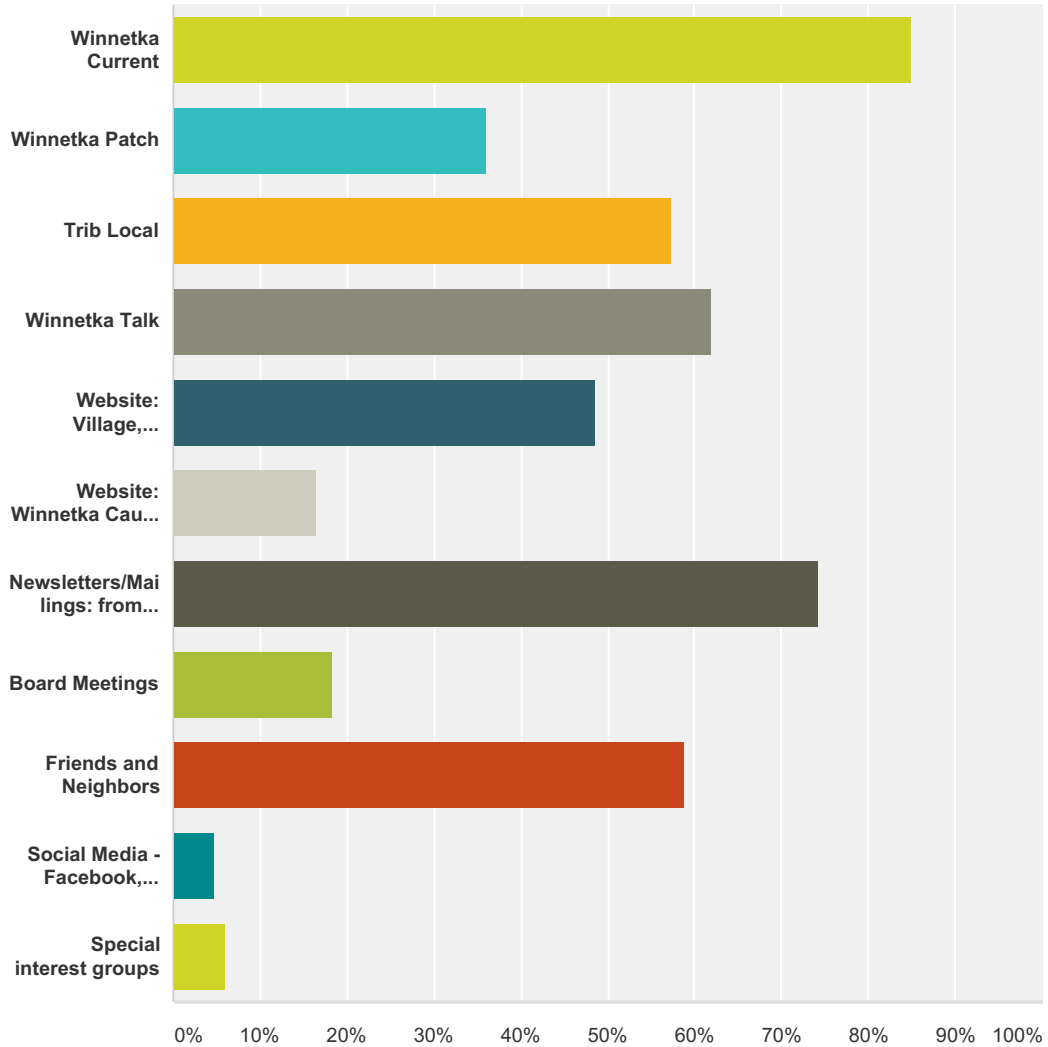
Answered: 744 Skipped: 21



	1	2	3	4+	Total
0-4 years old	58.93% 33	39.29% 22	1.79% 1	0.00% 0	56
5-9 years old	55.12% 70	41.73% 53	3.15% 4	0.00% 0	127
10-17 years old	46.18% 115	38.15% 95	14.06% 35	1.61% 4	249
18-24 years old	61.44% 94	28.76% 44	7.19% 11	2.61% 4	153
25-44 years old	36.54% 57	61.54% 96	1.92% 3	0.00% 0	156
45-54 years old	37.50% 93	61.29% 152	0.40% 1	0.81% 2	248
55-64 years old	42.98% 98	56.58% 129	0.00% 0	0.44% 1	228
65 years and older	39.34% 96	60.66% 148	0.00% 0	0.00% 0	244

Q4 What is your source for information about current events and key issues in our village?(Check ALL that apply)

Answered: 743 Skipped: 22



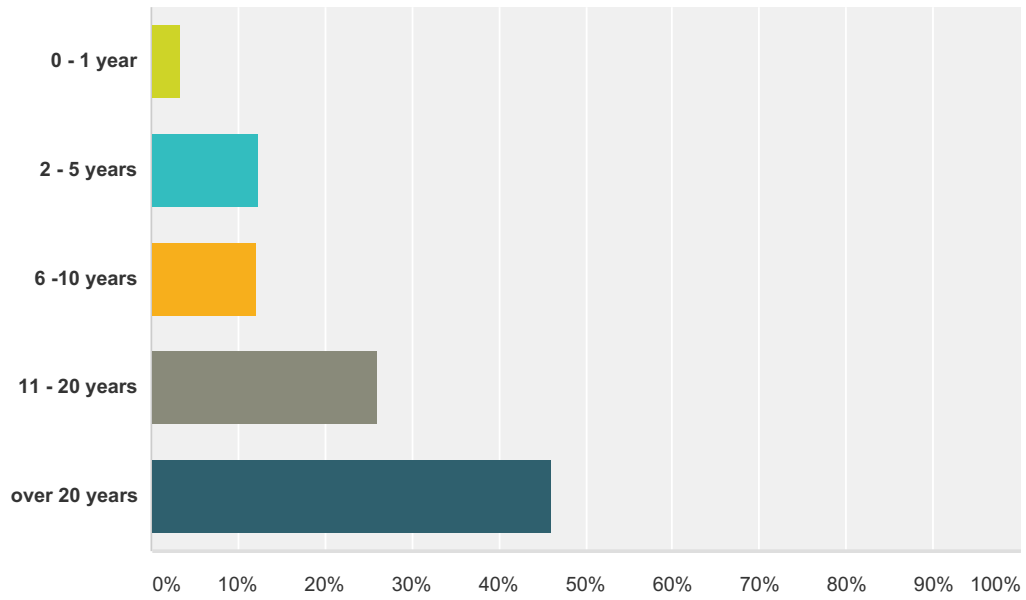
Answer Choices	Responses
Winnetka Current	85.06% 632
Winnetka Patch	36.20% 269
Trib Local	57.34% 426
Winnetka Talk	61.91% 460
Website: Village, Schools, Parks and/or Library	48.59% 361
Website: Winnetka Caucus Council	16.55% 123
Newsletters/Mailings: from Village, Schools, Parks and/or Library	74.29% 552

Winnetka Caucus Council 2013 Survey

Board Meetings	18.44%	137
Friends and Neighbors	58.82%	437
Social Media - Facebook, Twitter	4.85%	36
Special interest groups	6.06%	45
Total Respondents: 743		

Q5 How many years have you lived in your community?

Answered: 744 Skipped: 21

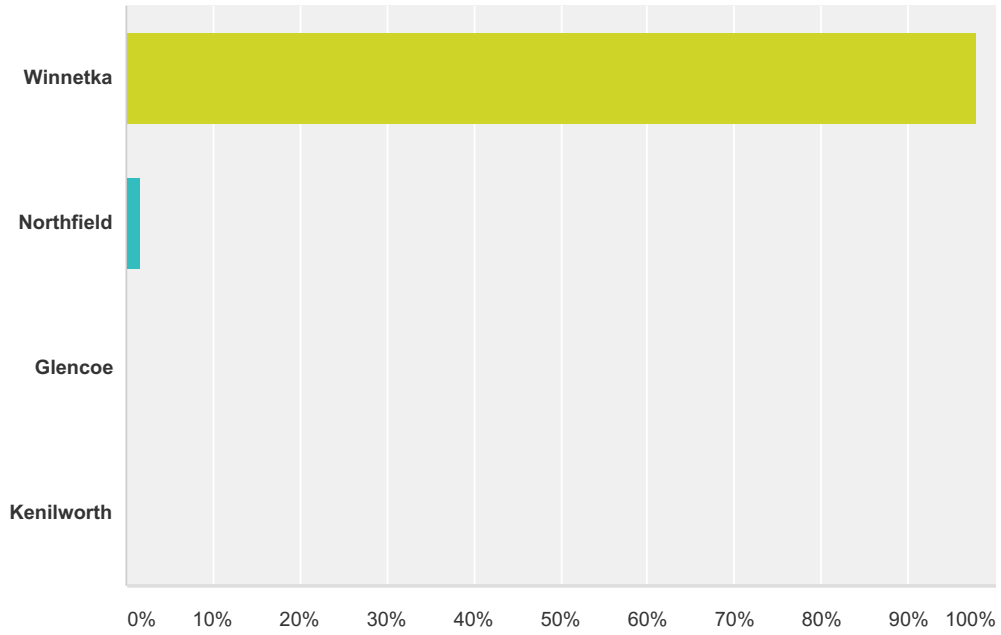


Answer Choices	Responses	
0 - 1 year	3.36%	25
2 - 5 years	12.37%	92
6 -10 years	12.10%	90
11 - 20 years	26.08%	194
over 20 years	46.10%	343
Total		744

Winnetka Caucus Council 2013 Survey

Q6 I am a resident of:

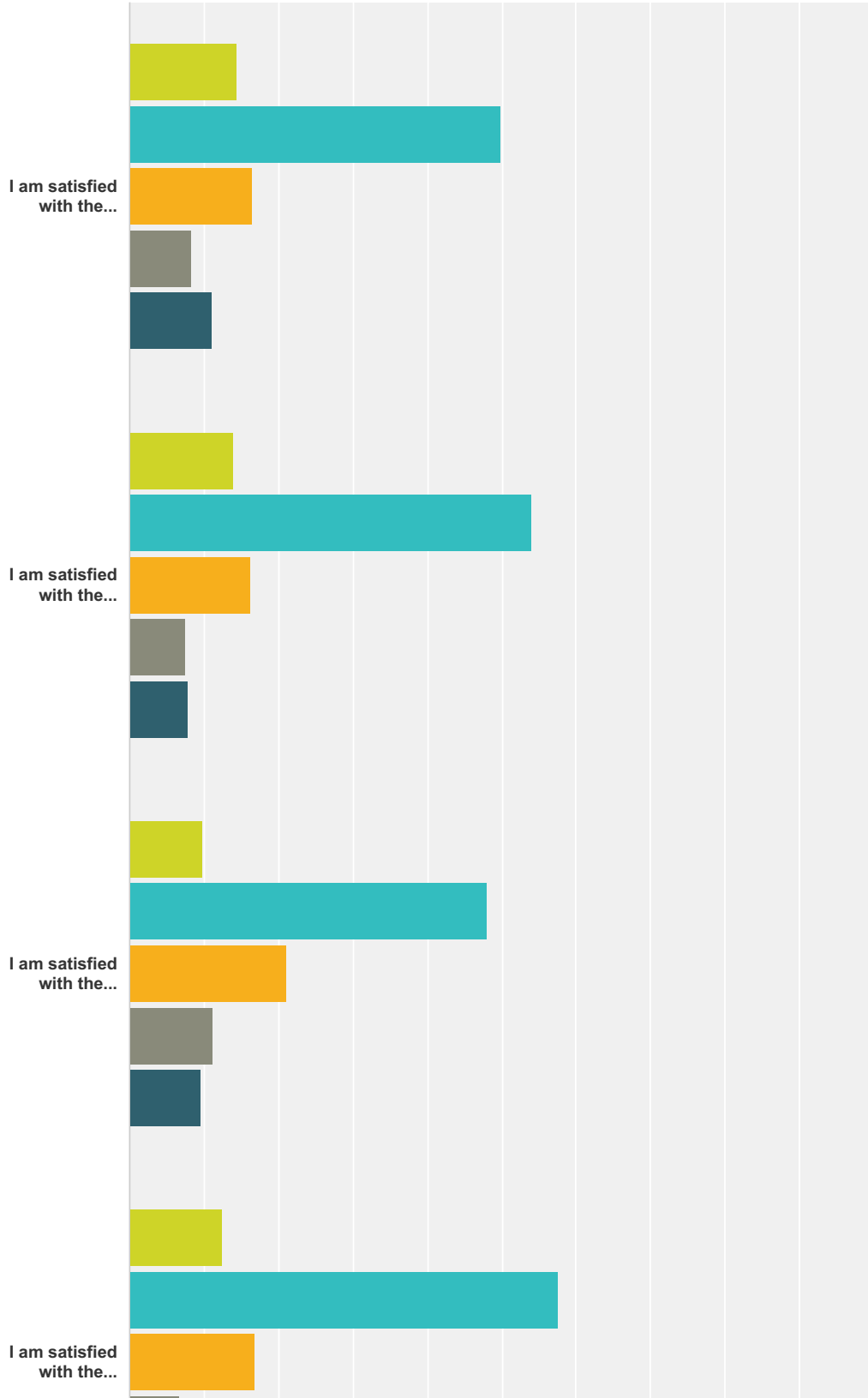
Answered: 744 Skipped: 21



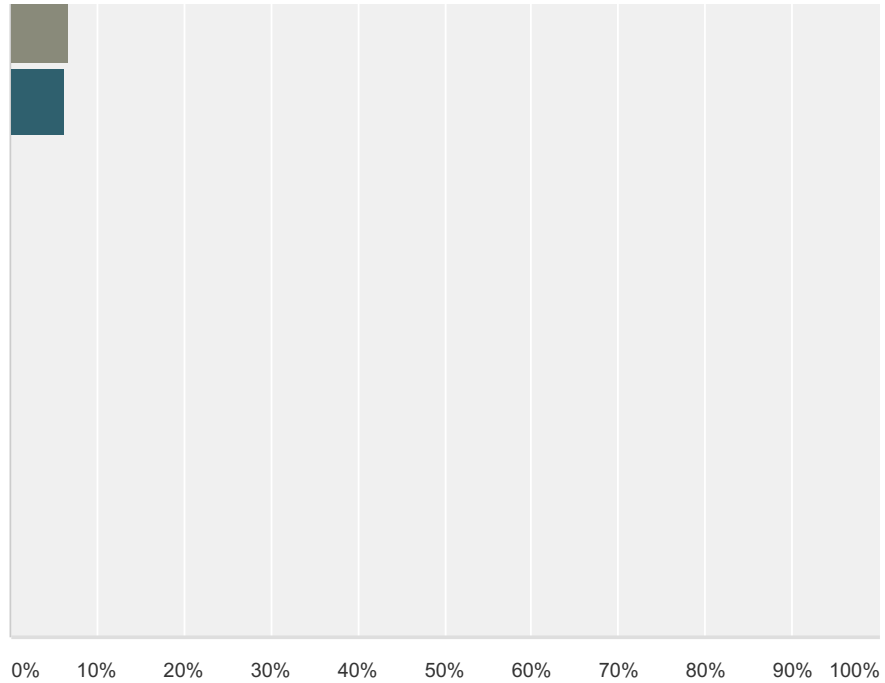
Answer Choices	Responses
Winnetka	97.98% 729
Northfield	1.75% 13
Glencoe	0.27% 2
Kenilworth	0.00% 0
Total	744

Q7 Please indicate your satisfaction with the following as they relate to our Village Council:

Answered: 720 Skipped: 45



Winnetka Caucus Council 2013 Survey

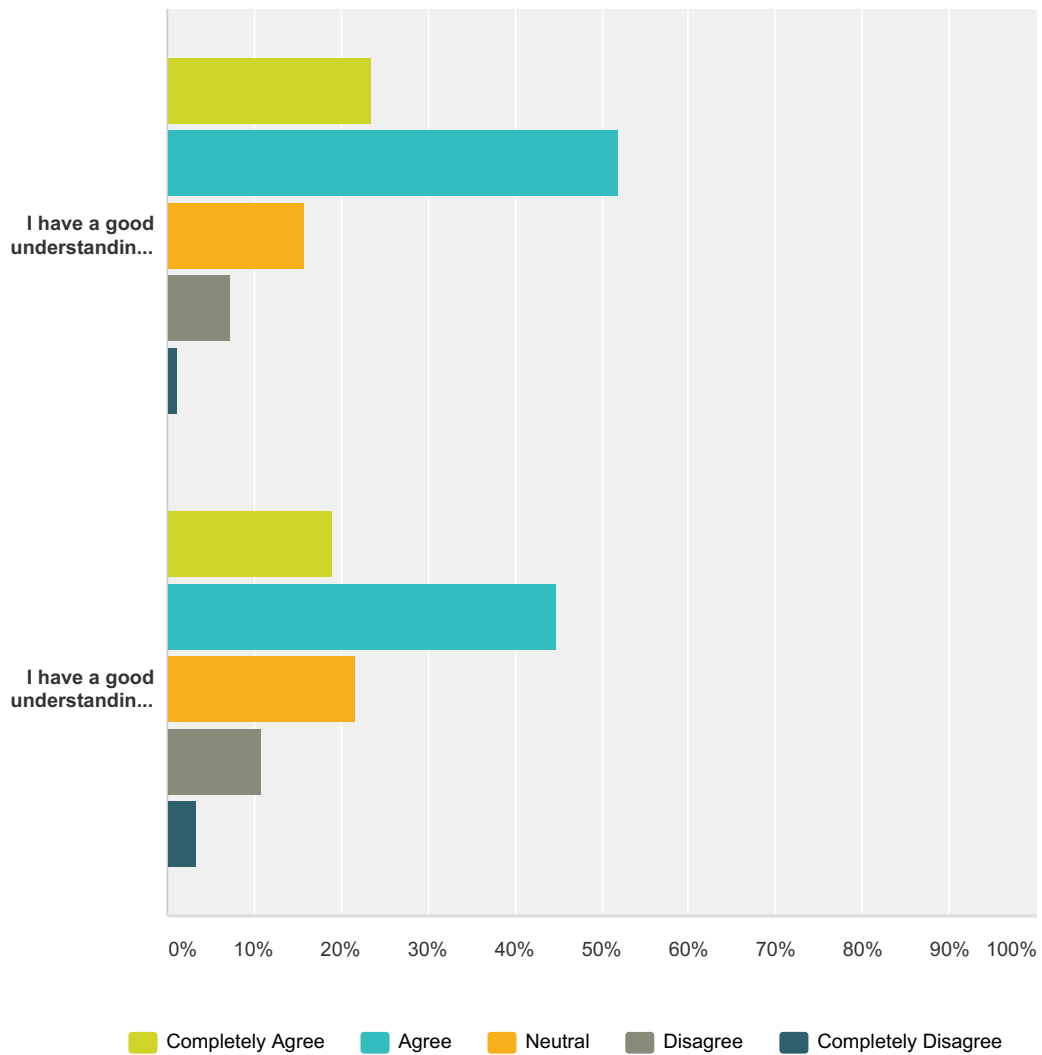


■ Strongly Agree
 ■ Agree
 ■ Disagree
 ■ Strongly Disagree
■ Don't Know or No Opinion

	Strongly Agree	Agree	Disagree	Strongly Disagree	Don't Know or No Opinion	Total
I am satisfied with the financial management of the Village of Winnetka.	14.46% 104	49.79% 358	16.41% 118	8.34% 60	10.99% 79	719
I am satisfied with the Village Council's communications regarding financial issues.	14.09% 101	54.11% 388	16.32% 117	7.53% 54	7.95% 57	717
I am satisfied with the overall performance of the Village Council.	9.89% 71	48.05% 345	21.17% 152	11.28% 81	9.61% 69	718
I am satisfied with the overall communications from the Village Council.	12.53% 90	57.52% 413	16.99% 122	6.69% 48	6.27% 45	718
	0.00% 0	0.00% 0	0.00% 0	0.00% 0	0.00% 0	0

Q8 Please indicate your level of agreement with the following statements:

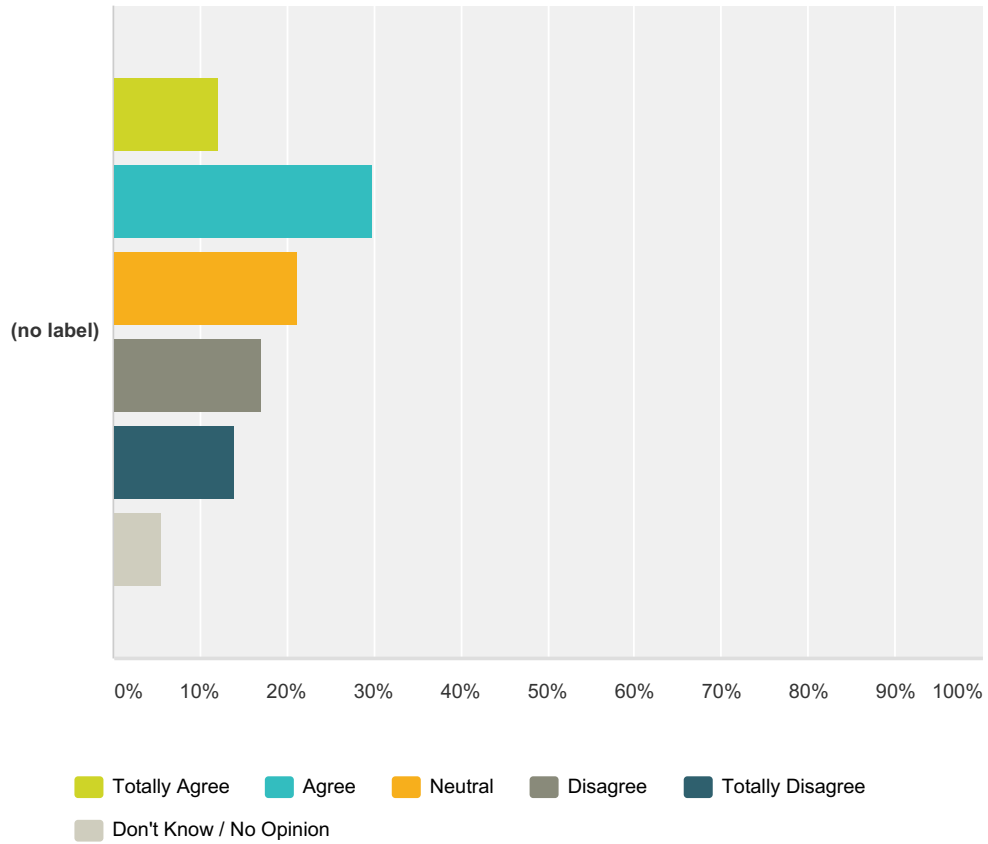
Answered: 717 Skipped: 48



	Completely Agree	Agree	Neutral	Disagree	Completely Disagree	Total
I have a good understanding of the Village's storm water issues.	23.57% 169	52.02% 373	15.90% 114	7.25% 52	1.26% 9	717
I have a good understanding of the storm water solution that has been approved by the Village Council.	19.05% 136	44.96% 321	21.71% 155	10.92% 78	3.36% 24	714

Q9 Do you agree with this solution?

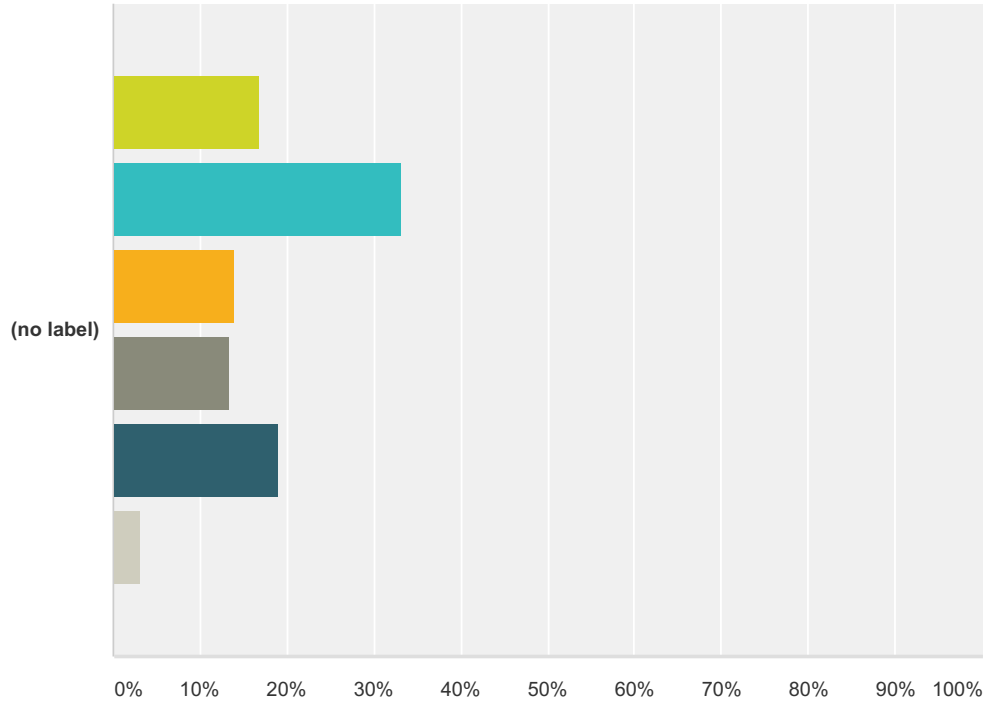
Answered: 716 Skipped: 49



	Totally Agree	Agree	Neutral	Disagree	Totally Disagree	Don't Know / No Opinion	Total	Average Rating
(no label)	12.15% 87	29.89% 214	21.23% 152	17.18% 123	13.97% 100	5.59% 40	716	3.10

Q10 Do you agree with the proposed storm water utility approach to pay for the storm water project, i.e., costs shared by all property owners proportionately, using a standardized amount per ERU?

Answered: 712 Skipped: 53

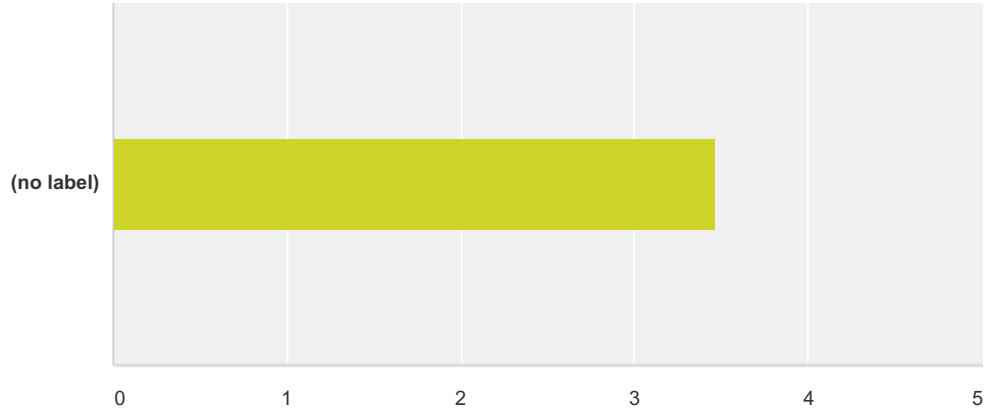


■ Totally Agree
 ■ Agree
 ■ Neutral
 ■ Disagree
 ■ Totally Disagree
■ Don't Know / No Opinion

	Totally Agree	Agree	Neutral	Disagree	Totally Disagree	Don't Know / No Opinion	Total	Average Rating
(no label)	16.99% 121	33.29% 237	14.04% 100	13.34% 95	19.10% 136	3.23% 23	712	3.16

Q11 Overall, I am satisfied with the Village Council's communications regarding storm water.

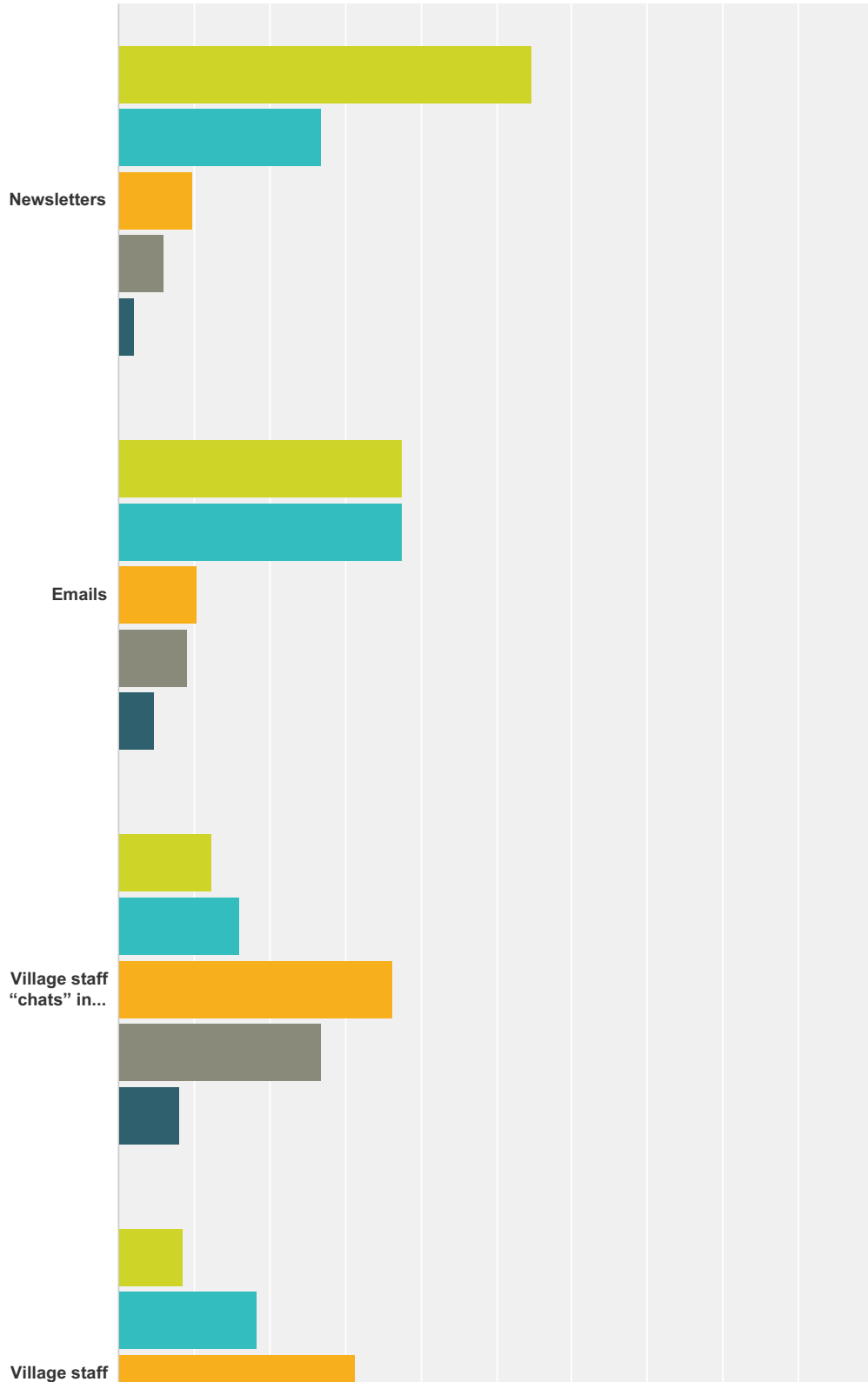
Answered: 679 Skipped: 86



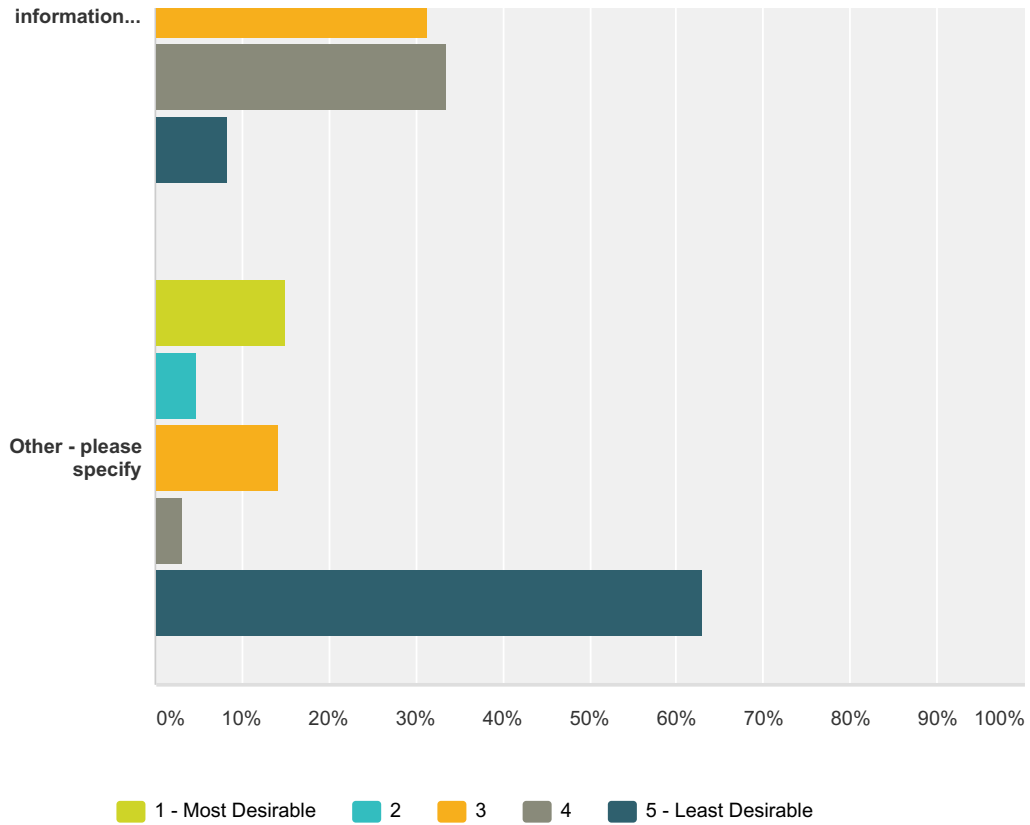
	Totally Agree	Agree	Neutral	Disagree	Totally Disagree	Don't Know / No Opinion	Total	Average Rating
(no label)	16.35% 111	41.97% 285	18.85% 128	15.32% 104	6.48% 44	1.03% 7	679	3.47

Q12 Going forward, what types of communication would help increase your understanding regarding storm water management? (Rank in order of preference)

Answered: 682 Skipped: 83



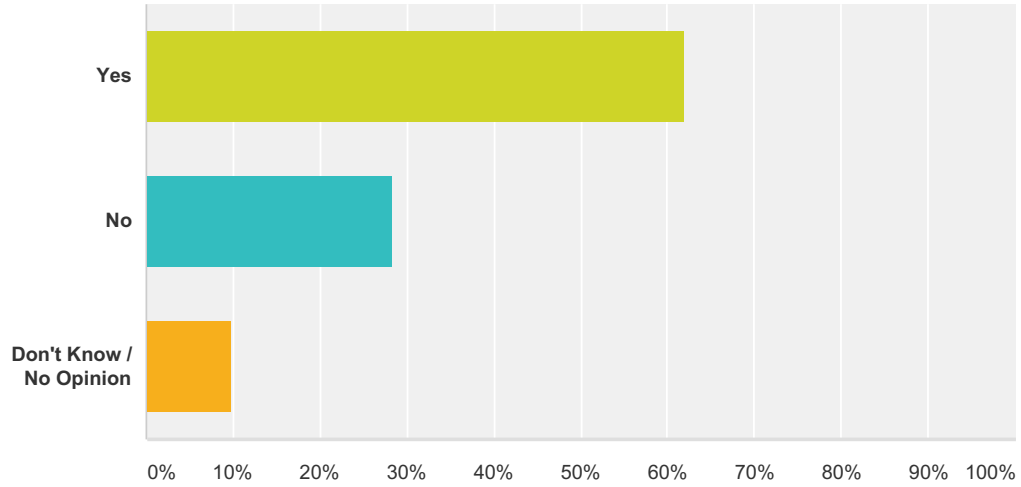
Winnetka Caucus Council 2013 Survey



	1 - Most Desirable	2	3	4	5 - Least Desirable	Total
Newsletters	54.77% 304	27.03% 150	9.91% 55	6.13% 34	2.16% 12	555
Emails	37.65% 215	37.65% 215	10.51% 60	9.28% 53	4.90% 28	571
Village staff "chats" in neighborhoods	12.34% 59	16.11% 77	36.40% 174	26.99% 129	8.16% 39	478
Village staff information sessions	8.49% 44	18.34% 95	31.27% 162	33.59% 174	8.30% 43	518
Other - please specify	14.96% 19	4.72% 6	14.17% 18	3.15% 4	62.99% 80	127

Q13 Do you believe that Village-wide projects of this magnitude should be approved by the residents in a referendum process?

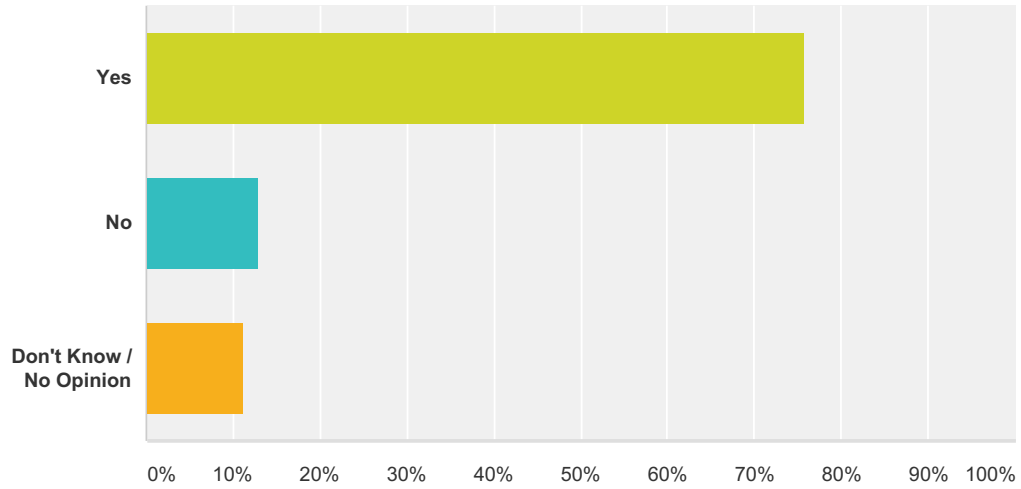
Answered: 717 Skipped: 48



Answer Choices	Responses
Yes	61.92% 444
No	28.31% 203
Don't Know / No Opinion	9.76% 70
Total	717

Q14 Would you support the Village Council in taking a more proactive approach to attract businesses to the Village downtown areas -- Elm Street, Hubbard Woods, Indian Hill?

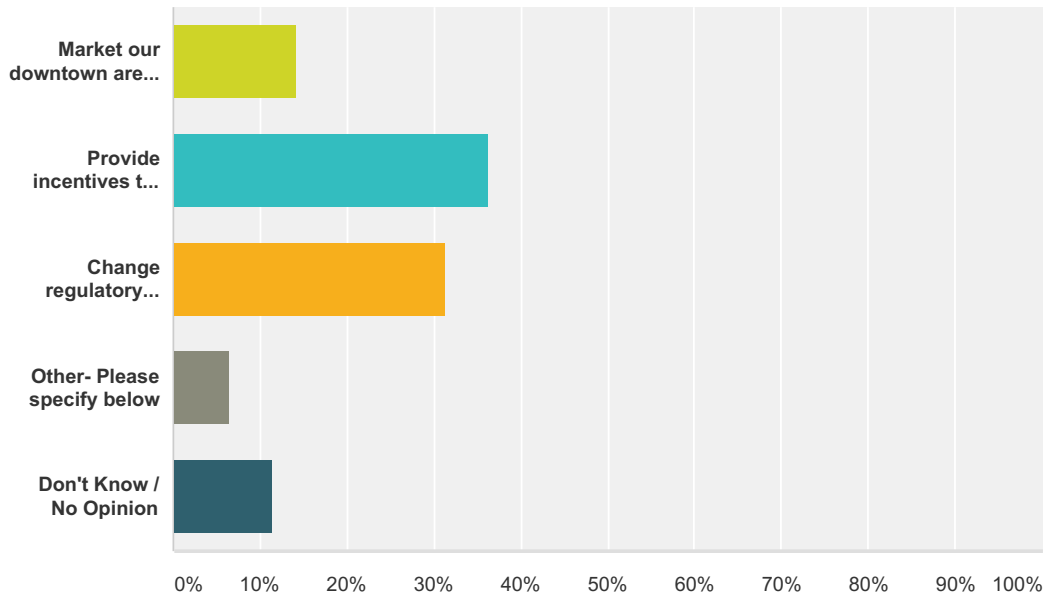
Answered: 710 Skipped: 55



Answer Choices	Responses
Yes	75.77% 538
No	12.96% 92
Don't Know / No Opinion	11.27% 80
Total	710

Q15 What action do you believe is most important? (Select one)

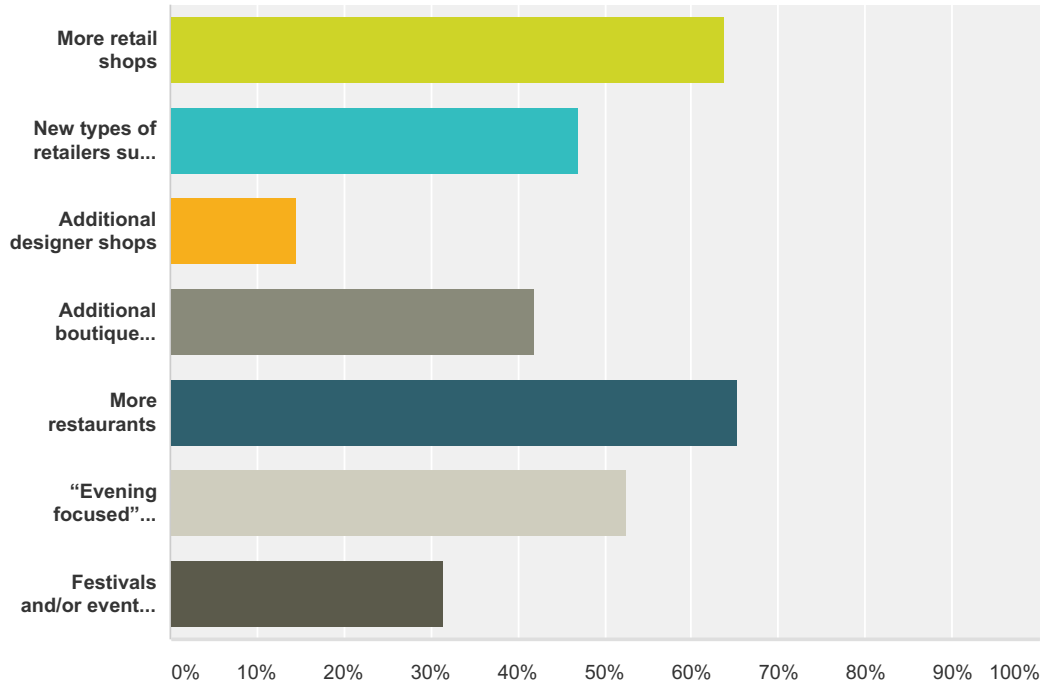
Answered: 520 Skipped: 245



Answer Choices	Responses
Market our downtown areas to consumers	14.23% 74
Provide incentives to new/existing merchants	36.35% 189
Change regulatory requirements and/or zoning code	31.35% 163
Other- Please specify below	6.54% 34
Don't Know / No Opinion	11.54% 60
Total	520

Q16 What types of business do you believe would be most effective in enhancing our commercial areas? (Check all that apply.)

Answered: 661 Skipped: 104

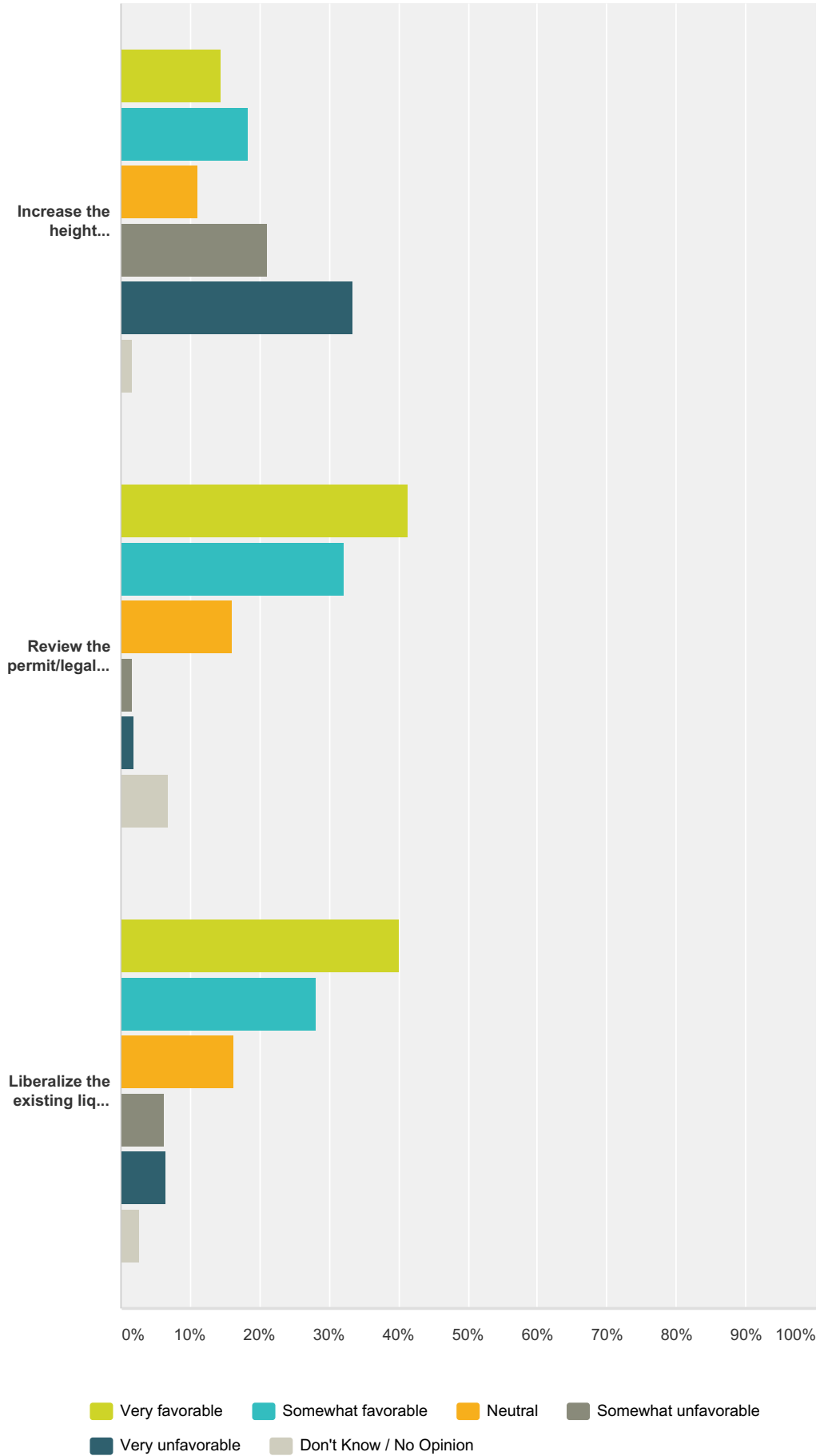


Answer Choices	Responses
More retail shops	63.84% 422
New types of retailers such as service retailers (e.g., providing cookware and cooking classes)	47.05% 311
Additional designer shops	14.67% 97
Additional boutique "food-related" shops	41.91% 277
More restaurants	65.36% 432
"Evening focused" businesses and/or activities (e.g., theaters)	52.65% 348
Festivals and/or events to attract and acquaint people with Winnetka	31.47% 208
Total Respondents: 661	

**Q17 Regulatory and zoning changes may facilitate commercial development. Would you be in favor of the following changes?
Rate each choice.**

Answered: 697 Skipped: 68

Winnetka Caucus Council 2013 Survey

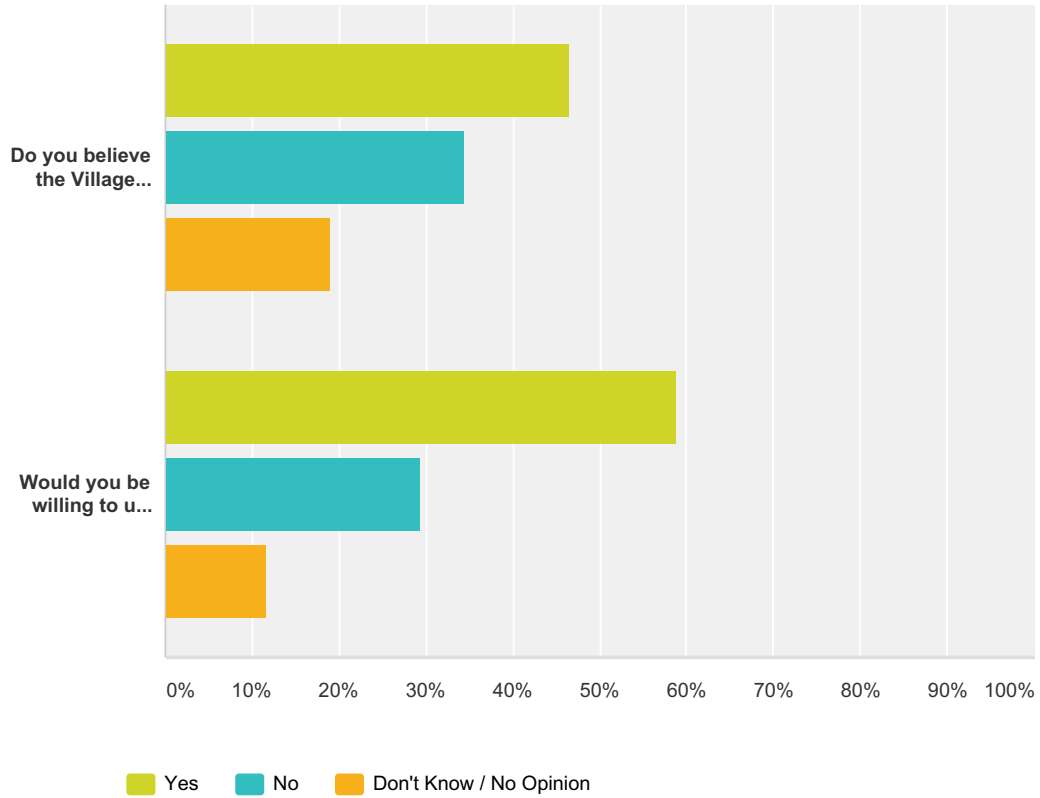


Winnetka Caucus Council 2013 Survey

	Very favorable	Somewhat favorable	Neutral	Somewhat unfavorable	Very unfavorable	Don't Know / No Opinion	Total
Increase the height limitations of buildings in downtown areas to higher than 3.5 stories	14.37% 99	18.43% 127	11.03% 76	21.04% 145	33.38% 230	1.74% 12	689
Review the permit/legal processes for businesses	41.24% 285	32.13% 222	16.06% 111	1.74% 12	1.88% 13	6.95% 48	691
Liberalize the existing liquor license restrictions	40.03% 277	28.18% 195	16.18% 112	6.36% 44	6.50% 45	2.75% 19	692

Q18 Available parking is a critical contributor to encouraging/supporting commercial development.

Answered: 700 Skipped: 65

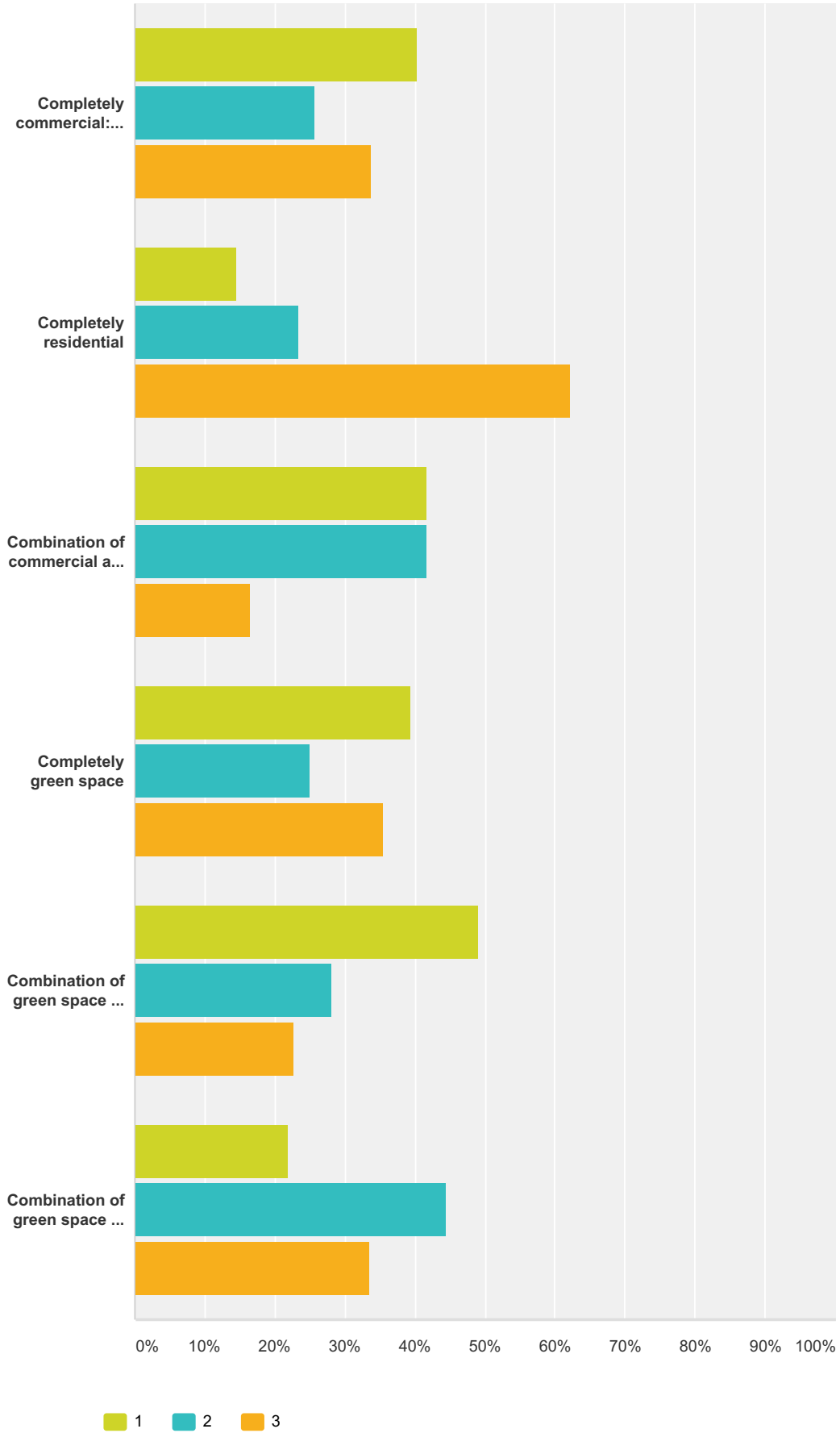


	Yes	No	Don't Know / No Opinion	Total
Do you believe the Village should provide more public parking space?	46.48% 324	34.43% 240	19.08% 133	697
Would you be willing to use underground parking areas?	58.79% 408	29.54% 205	11.67% 81	694

Q19 The Post Office site is owned by the Village with potential for development. In general, what do you believe would be the most desirable configuration for the site? Rank your top three choices with 1 being most desirable.

Answered: 686 Skipped: 79

Winnetka Caucus Council 2013 Survey



Winnetka Caucus Council 2013 Survey

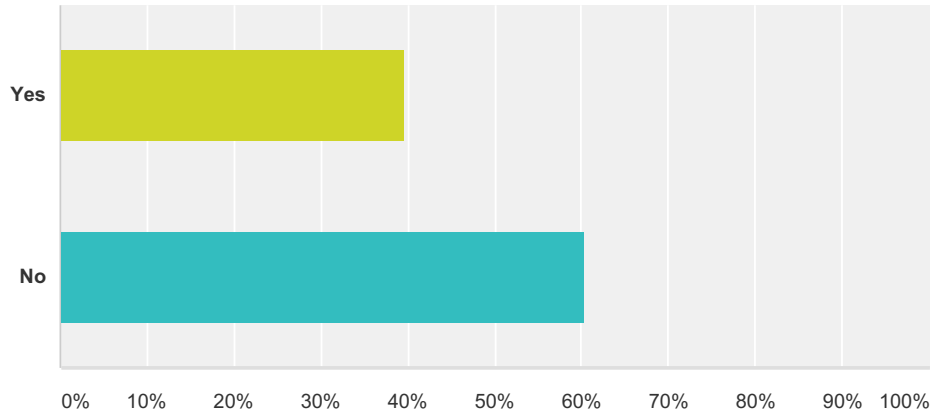
	1	2	3	Total
Completely commercial: retail, offices, restaurants	40.34% 144	25.77% 92	33.89% 121	357
Completely residential	14.56% 15	23.30% 24	62.14% 64	103
Combination of commercial and residential	41.77% 170	41.77% 170	16.46% 67	407
Completely green space	39.47% 60	25.00% 38	35.53% 54	152
Combination of green space and developed commercial/residential	49.09% 242	28.19% 139	22.72% 112	493
Combination of green space and public (e.g., a "community" building)	21.96% 47	44.39% 95	33.64% 72	214

**Q20 Please provide any additional
comments you'd like to make about the
Village of Winnetka:**

Answered: 237 Skipped: 528

Q21 Within the past five years, has your household included any school age children (K-8) who were enrolled in Winnetka Public Schools (Crow Island, Greeley, Hubbard Woods, Skokie, Washburne)?

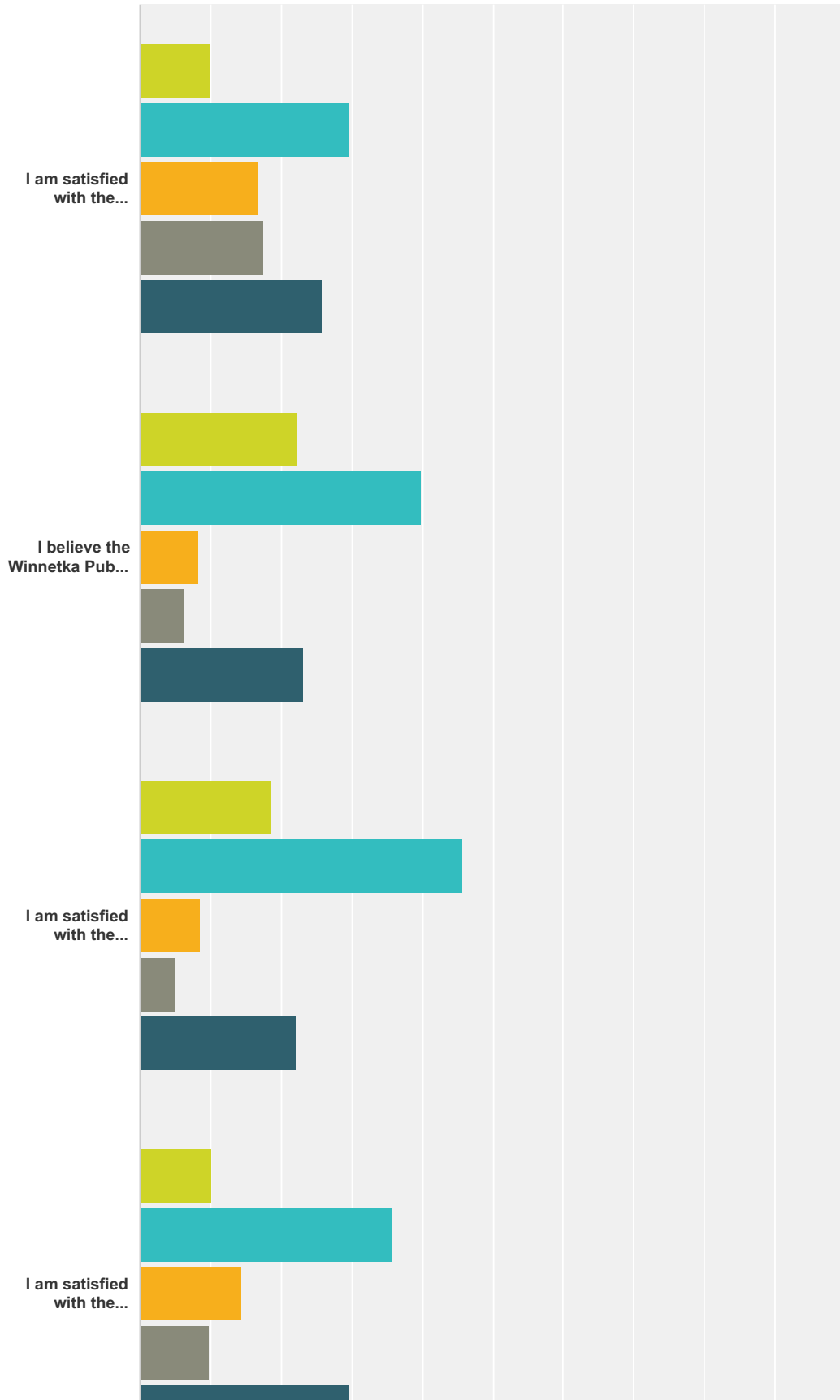
Answered: 705 Skipped: 60



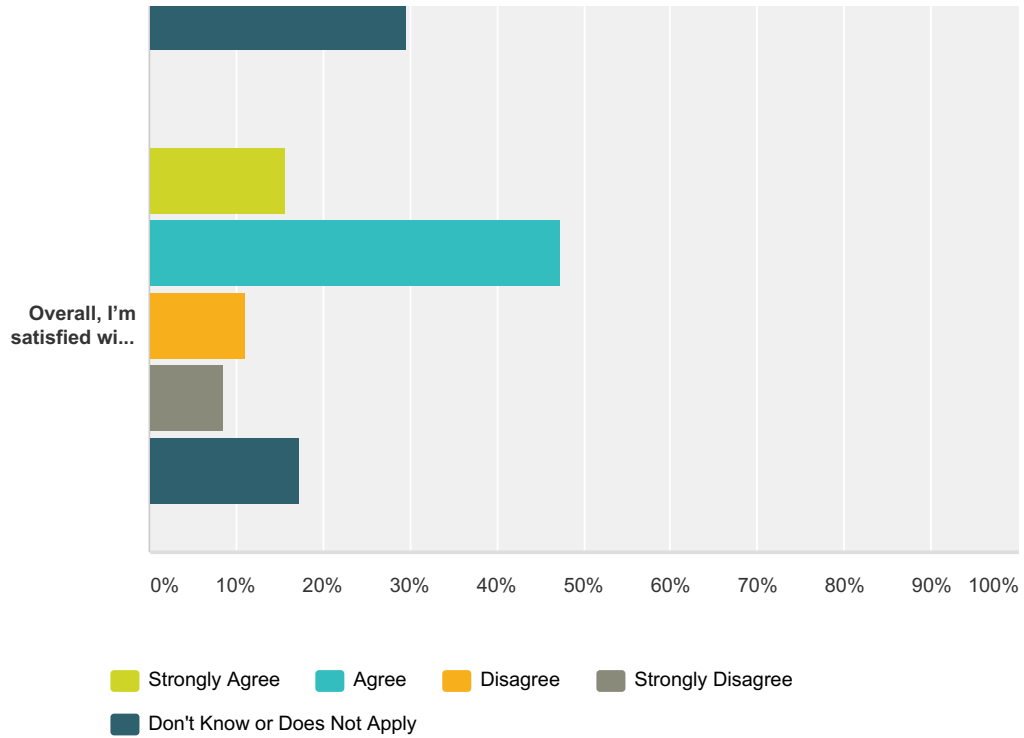
Answer Choices	Responses	
Yes	39.72%	280
No	60.28%	425
Total		705

Q22 Satisfaction Questions

Answered: 688 Skipped: 77



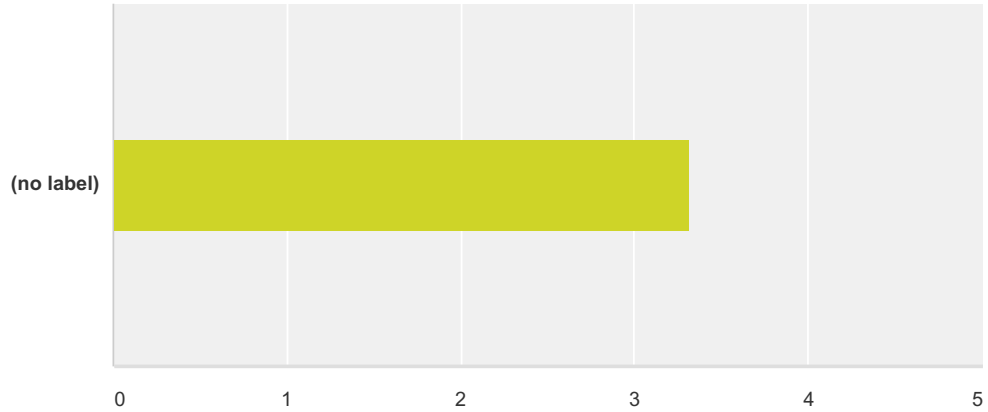
Winnetka Caucus Council 2013 Survey



	Strongly Agree	Agree	Disagree	Strongly Disagree	Don't Know or Does Not Apply	Total
I am satisfied with the financial management of the Winnetka Public Schools.	9.99% 68	29.66% 202	16.89% 115	17.62% 120	25.84% 176	681
I believe the Winnetka Public Schools does a good job of preparing students for success in high school.	22.35% 152	39.85% 271	8.38% 57	6.18% 42	23.24% 158	680
I am satisfied with the communications that come from the District.	18.52% 125	45.78% 309	8.59% 58	5.04% 34	22.07% 149	675
I am satisfied with the performance of the School Board.	10.19% 69	35.89% 243	14.48% 98	9.75% 66	29.69% 201	677
Overall, I'm satisfied with the Winnetka Public Schools.	15.57% 106	47.43% 323	11.01% 75	8.66% 59	17.33% 118	681

Q23 Through differentiation strategies, classroom teachers meet the learning needs of students with varying levels of academic readiness (below grade-level to advanced learners).

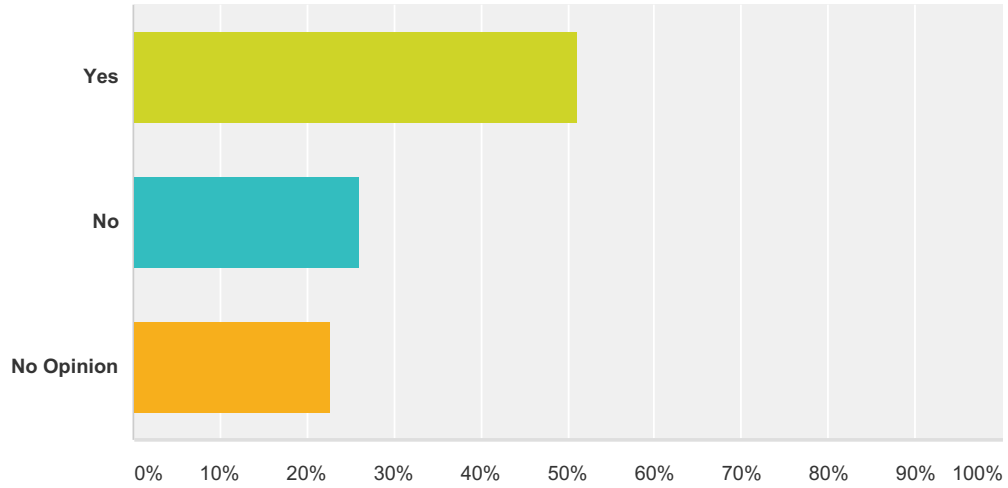
Answered: 683 Skipped: 82



	Strongly Agree	Agree	Neutral	Disagree	Strongly Disagree	Don't Know / No Opinion	Total	Average Rating
(no label)	13.18% 90	26.06% 178	10.54% 72	10.83% 74	9.52% 65	29.87% 204	683	3.32

Q24 Should the District offer programs for advanced learners in addition to current differentiation strategies?

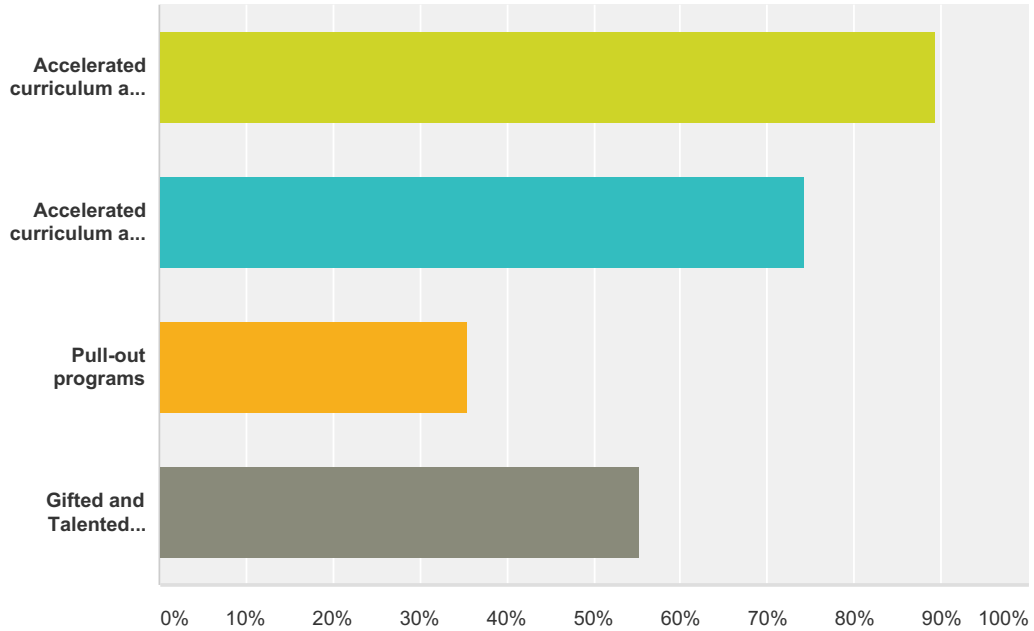
Answered: 693 Skipped: 72



Answer Choices	Responses
Yes	51.23% 355
No	26.12% 181
No Opinion	22.66% 157
Total	693

Q25 Which programs for advanced learners should the District offer? (Select all that apply)

Answered: 394 Skipped: 371



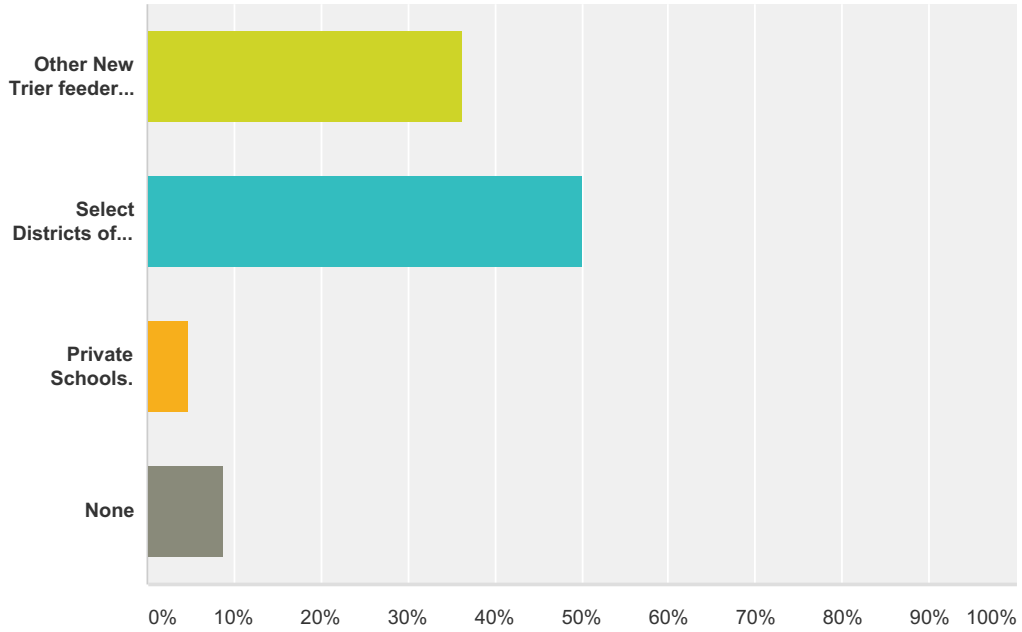
Answer Choices	Responses
Accelerated curriculum and materials for math	89.34% 352
Accelerated curriculum and materials for language arts	74.37% 293
Pull-out programs	35.53% 140
Gifted and Talented programs	55.33% 218
Total Respondents: 394	

Q26 Please comment on your perception of the District's strengths or weaknesses in preparing students for high school (optional):

Answered: 220 Skipped: 545

Q27 If the District were to benchmark its spending to others, which would be the most appropriate for comparison? Select one:

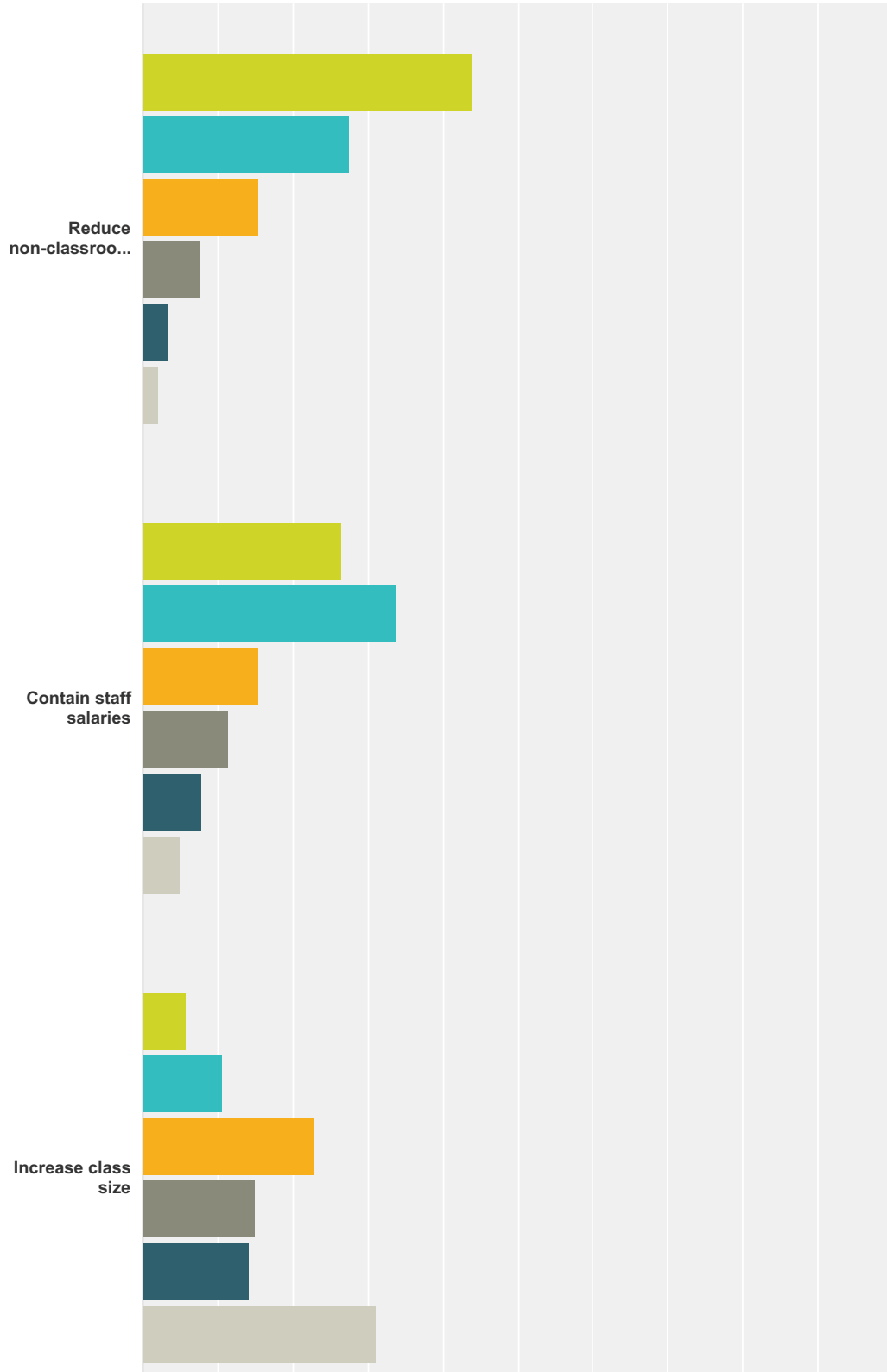
Answered: 655 Skipped: 110



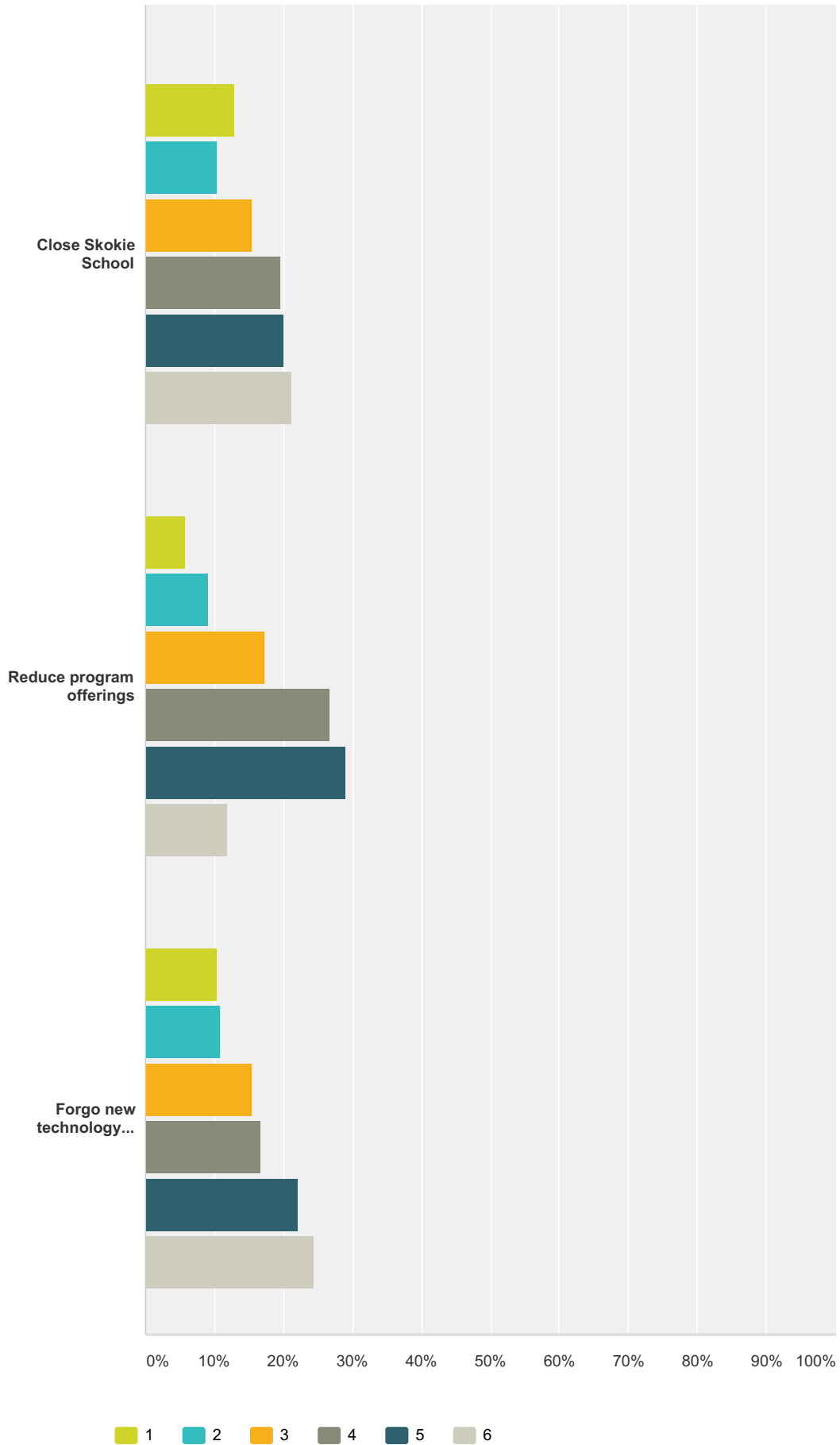
Answer Choices	Responses
Other New Trier feeder elementary Districts.	36.34% 238
Select Districts of similar size and demographic (e.g. Lake Forest, Hinsdale, Northbrook).	50.08% 328
Private Schools.	4.89% 32
None	8.70% 57
Total	655

Q28 If the School Board were to reduce costs, how would you rank the following tactics? (Rank 1-6 with 1 being your first choice.)

Answered: 619 Skipped: 146



Winnetka Caucus Council 2013 Survey

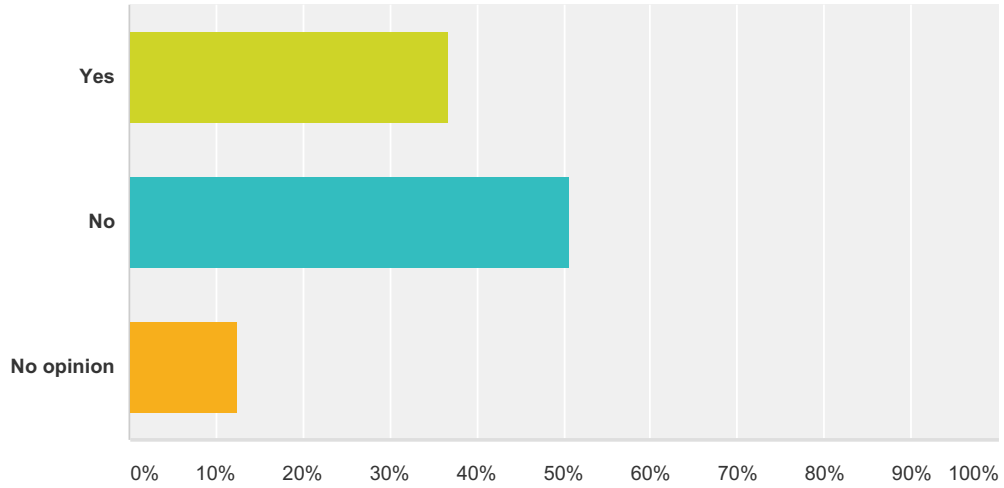


Winnetka Caucus Council 2013 Survey

	1	2	3	4	5	6	Total
Reduce non-classroom staff	44.07% 260	27.46% 162	15.42% 91	7.63% 45	3.39% 20	2.03% 12	590
Contain staff salaries	26.42% 154	33.79% 197	15.44% 90	11.49% 67	7.89% 46	4.97% 29	583
Increase class size	5.95% 33	10.63% 59	23.06% 128	14.95% 83	14.23% 79	31.17% 173	555
Close Skokie School	12.89% 70	10.50% 57	15.47% 84	19.71% 107	20.07% 109	21.36% 116	543
Reduce program offerings	5.83% 32	9.29% 51	17.30% 95	26.78% 147	28.96% 159	11.84% 65	549
Forgo new technology initiatives	10.41% 58	10.95% 61	15.44% 86	16.70% 93	22.08% 123	24.42% 136	557

Q29 Given the declining enrollment, should the District conduct research to understand reasons for the decline?

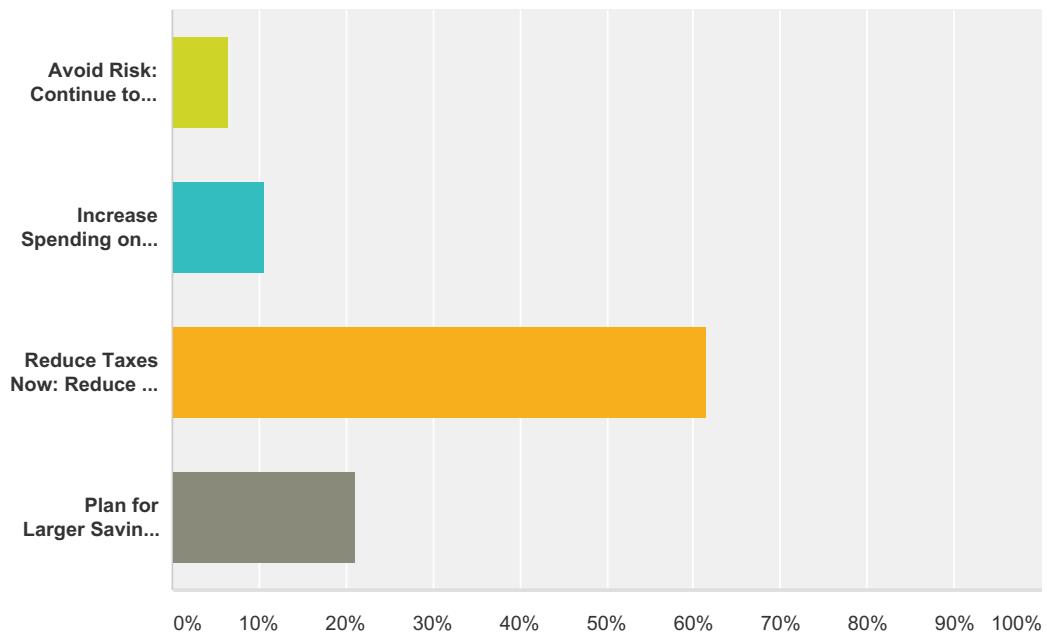
Answered: 671 Skipped: 94



Answer Choices	Responses	Count
Yes	36.66%	246
No	50.82%	341
No opinion	12.52%	84
Total		671

Q30 Current School Board policy is to maintain a reserve fund amount of 50% of annual operating budget. For fiscal year 2012, reserves were 104% of operating cost. Total reserves, including capital, were \$51.8 million in 2012. If the District succeeds in controlling costs and enrollments do not rise, reserves will continue to build. In general, which philosophy do you most favor for managing tax revenues (check one):

Answered: 643 Skipped: 122



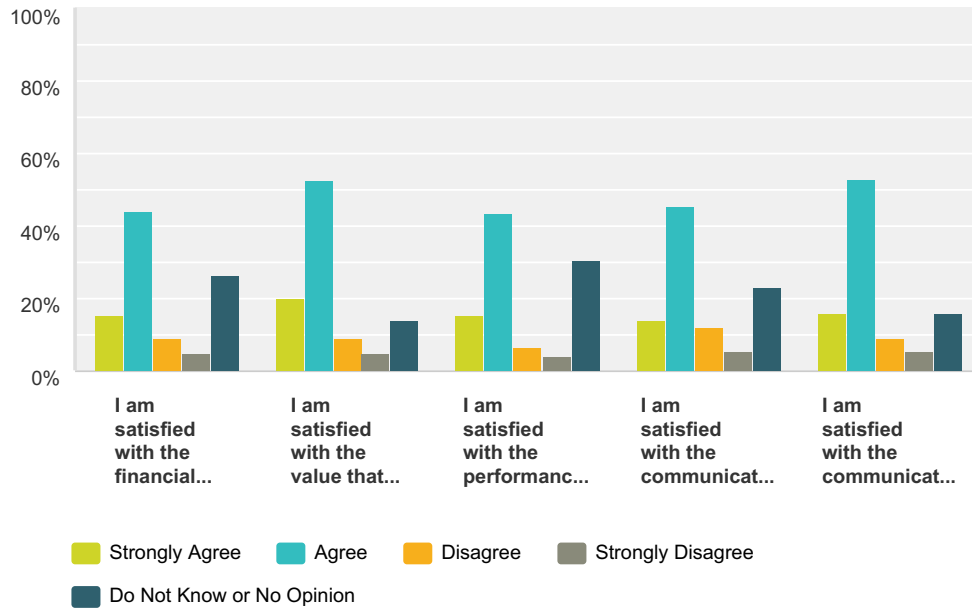
Answer Choices	Responses
Avoid Risk: Continue to maximize property tax levy and grow reserve fund to provide a financial cushion in the event of unexpected upturn in enrollment or other unexpected costs.	6.53% 42
Increase Spending on Education: Continue to maximize tax levy and increase spending on Kindergarten through 8th grade education.	10.73% 69
Reduce Taxes Now: Reduce the tax levy now so that current tax payers enjoy some savings now; if enrollments rise, go to voters with referendum to increase taxes.	61.59% 396
Plan for Larger Savings over Long-term: Continue to maximize tax levy and set aside funds now in order to be able to restructure debt in 2017 for significant operating cost reduction in the future (estimated debt costs to be approximately 10% of budget from 2017 – 2023).	21.15% 136
Total	643

**Q31 Please provide additional comments
on Winnetka Public Schools financial
management or enrollment issues
(optional):**

Answered: 200 Skipped: 565

Q32 Satisfaction Questions

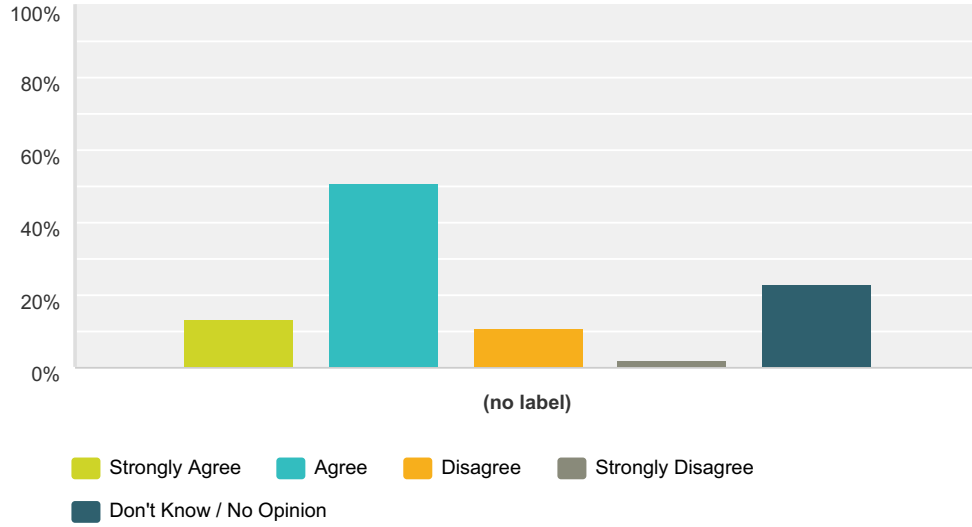
Answered: 691 Skipped: 74



	Strongly Agree	Agree	Disagree	Strongly Disagree	Do Not Know or No Opinion	Total
I am satisfied with the financial management of the WPD	15.57% 107	43.81% 301	9.02% 62	5.09% 35	26.49% 182	687
I am satisfied with the value that I receive from the WPD	19.83% 136	52.33% 359	9.04% 62	4.96% 34	13.85% 95	686
I am satisfied with the performance by the Board of Commissioners for the WPD	15.57% 106	43.47% 296	6.31% 43	4.11% 28	30.54% 208	681
I am satisfied with the communication about finances that I receive from the WPD	13.95% 95	45.37% 309	11.89% 81	5.73% 39	23.05% 157	681
I am satisfied with the communication of major initiatives that I receive from the WPD	16.08% 110	53.22% 364	9.06% 62	5.41% 37	16.23% 111	684

Q33 The WPD should develop and communicate concise quantitative performance indicators for their various programs and facilities

Answered: 684 Skipped: 81



	Strongly Agree	Agree	Disagree	Strongly Disagree	Don't Know / No Opinion	Total	Average Rating
(no label)	13.30% 91	50.88% 348	10.96% 75	1.75% 12	23.10% 158	684	2.98

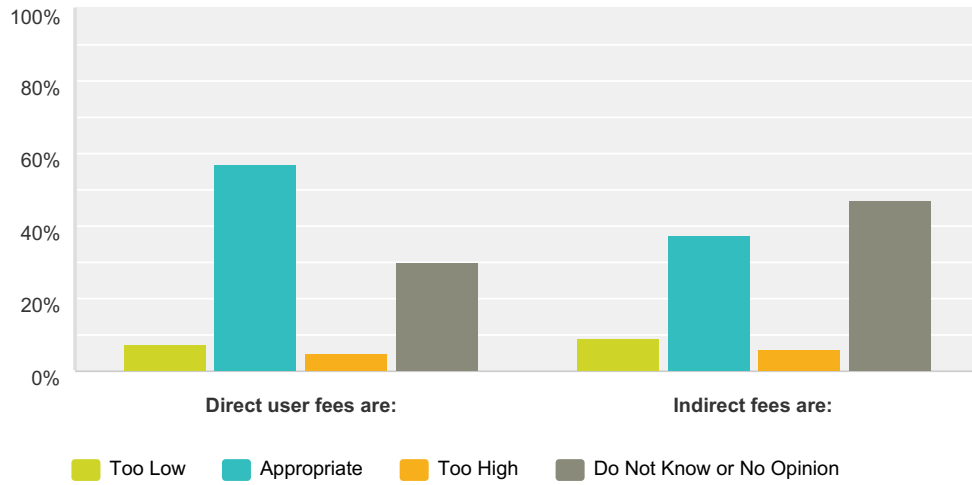
**Q34 Please provide specific comments /
feedback regarding governance of the WPD
in the space below:**

Answered: 134 Skipped: 631

Winnetka Caucus Council 2013 Survey

Q35 Indicate your opinion on fees below.

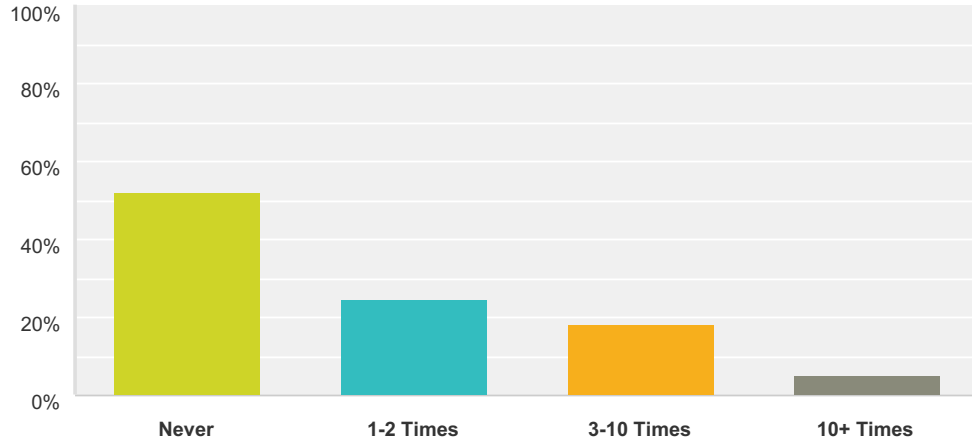
Answered: 696 Skipped: 69



	Too Low	Appropriate	Too High	Do Not Know or No Opinion	Total
Direct user fees are:	7.67% 53	57.02% 394	5.21% 36	30.10% 208	691
Indirect fees are:	9.20% 62	37.39% 252	6.23% 42	47.18% 318	674

Q36 How many times during the upcoming winter do you anticipate that you or your family will use this new outdoor rink?

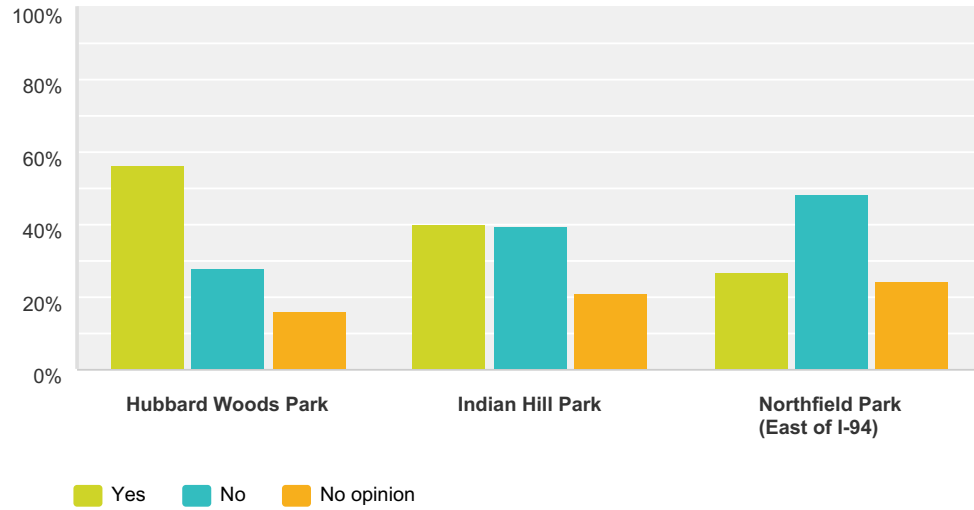
Answered: 698 Skipped: 67



Answer Choices	Responses	
Never	52.01%	363
1-2 Times	24.64%	172
3-10 Times	18.34%	128
10+ Times	5.01%	35
Total		698

Q37 Should the Winnetka Park District continue efforts to prepare the three neighborhood natural ice rinks at a total annual cost in excess of \$80,000?

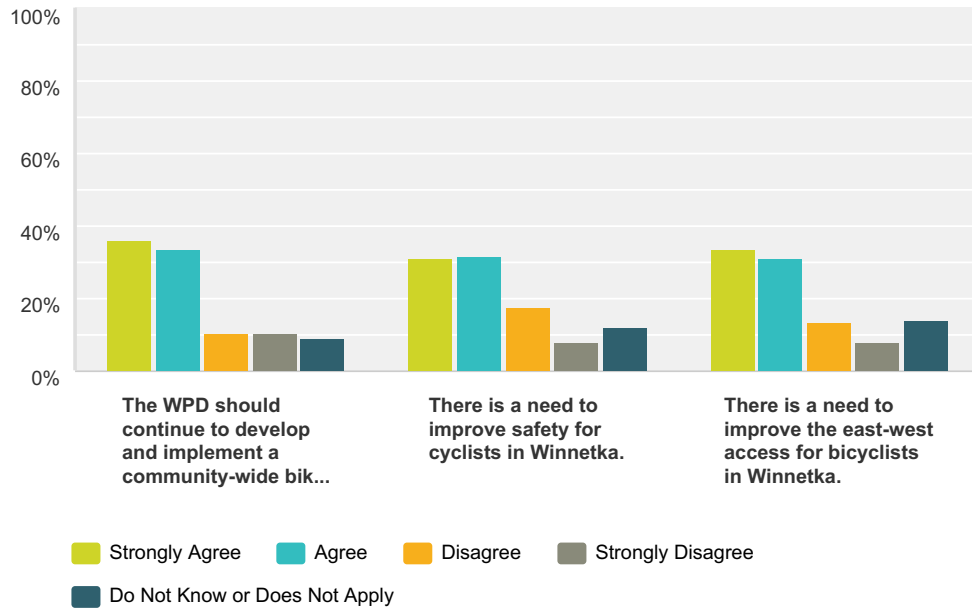
Answered: 700 Skipped: 65



	Yes	No	No opinion	Total
Hubbard Woods Park	56.26% 391	27.91% 194	15.83% 110	695
Indian Hill Park	39.80% 275	39.36% 272	20.84% 144	691
Northfield Park (East of I-94)	27.07% 186	48.47% 333	24.45% 168	687

Q38 Please indicate your opinion below.

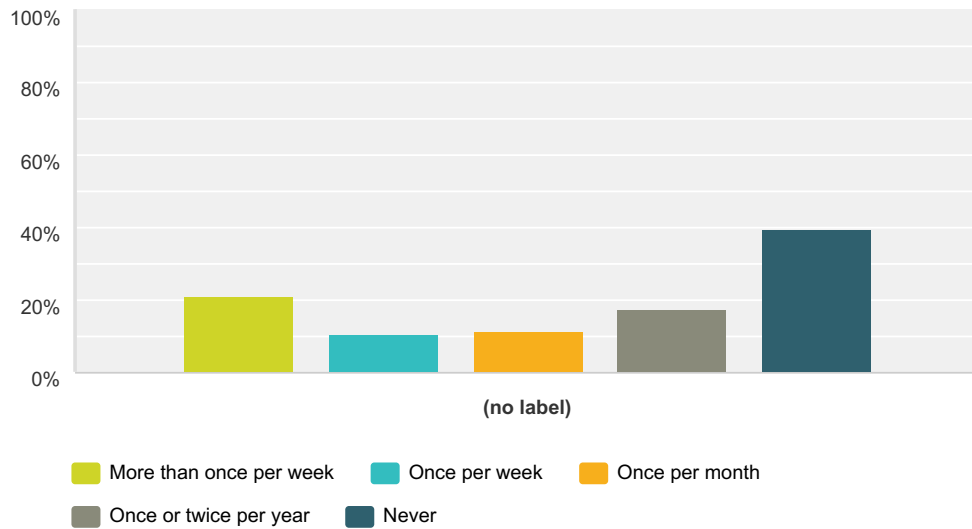
Answered: 697 Skipped: 68



	Strongly Agree	Agree	Disagree	Strongly Disagree	Do Not Know or Does Not Apply	Total
The WPD should continue to develop and implement a community-wide bike master plan.	36.13% 250	33.67% 233	10.26% 71	10.69% 74	9.25% 64	692
There is a need to improve safety for cyclists in Winnetka.	31.17% 216	31.31% 217	17.32% 120	8.08% 56	12.12% 84	693
There is a need to improve the east-west access for bicyclists in Winnetka.	33.57% 232	30.82% 213	13.60% 94	7.96% 55	14.04% 97	691

Q39 Do you or any member of your family swim for recreation or fitness?

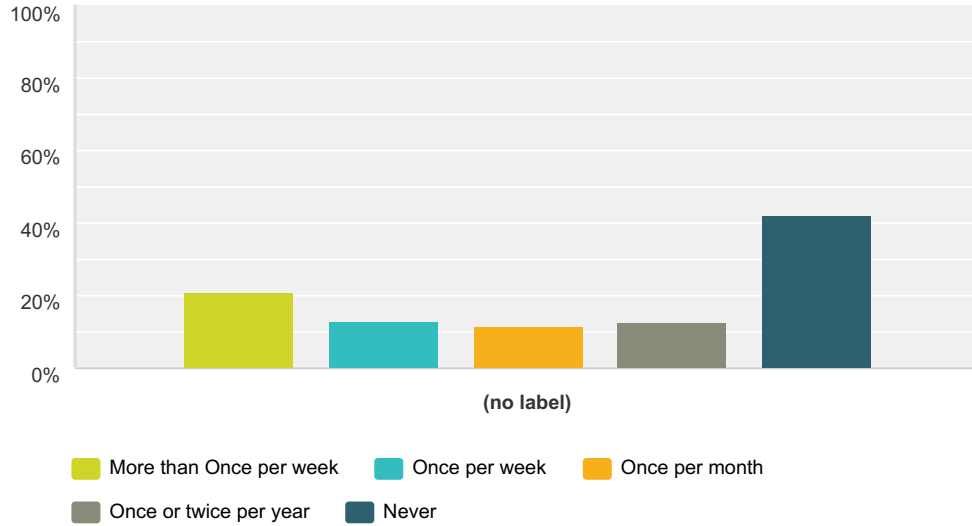
Answered: 691 Skipped: 74



	More than once per week	Once per week	Once per month	Once or twice per year	Never	Total	Average Rating
(no label)	20.84% 144	10.42% 72	11.72% 81	17.37% 120	39.65% 274	691	2.55

Q40 If WPD had access to an indoor pool, would you or family use it for recreation or fitness?

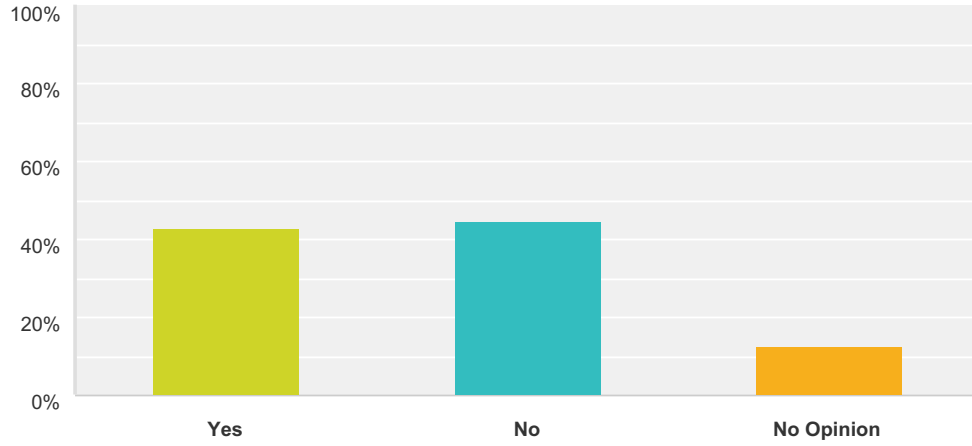
Answered: 686 Skipped: 79



	More than Once per week	Once per week	Once per month	Once or twice per year	Never	Total	Average Rating
(no label)	20.99% 144	13.12% 90	11.37% 78	12.68% 87	41.84% 287	686	2.59

Q41 Should WPD perform a feasibility study/cost analysis for a cooperative indoor pool?

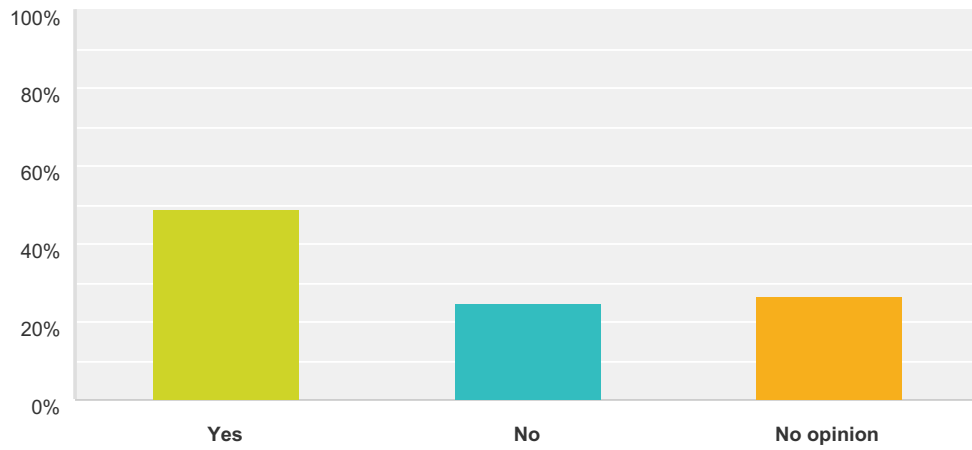
Answered: 697 Skipped: 68



Answer Choices	Responses
Yes	42.90% 299
No	44.76% 312
No Opinion	12.34% 86
Total	697

Q42 Do you support the new beach pass system?

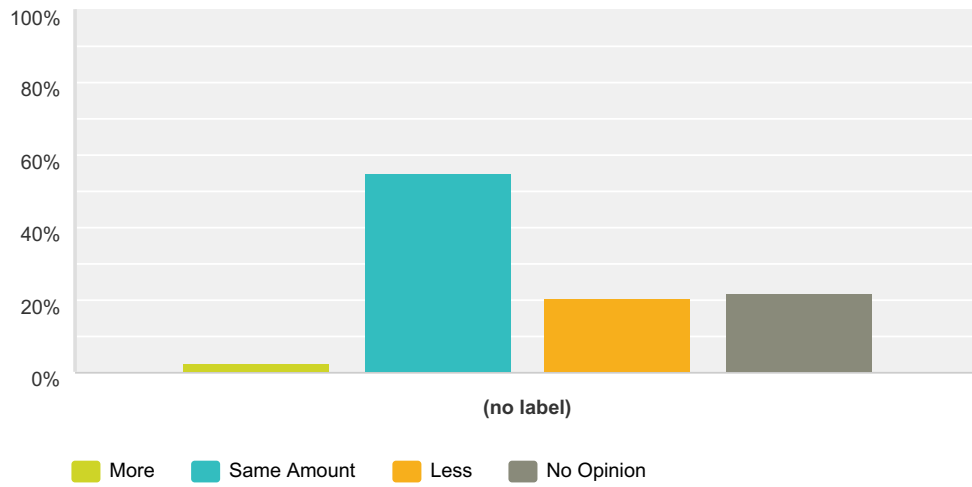
Answered: 690 Skipped: 75



Answer Choices	Responses
Yes	48.84% 337
No	24.64% 170
No opinion	26.52% 183
Total	690

Q43 As a result of this new system are you more or less likely to use the beach?

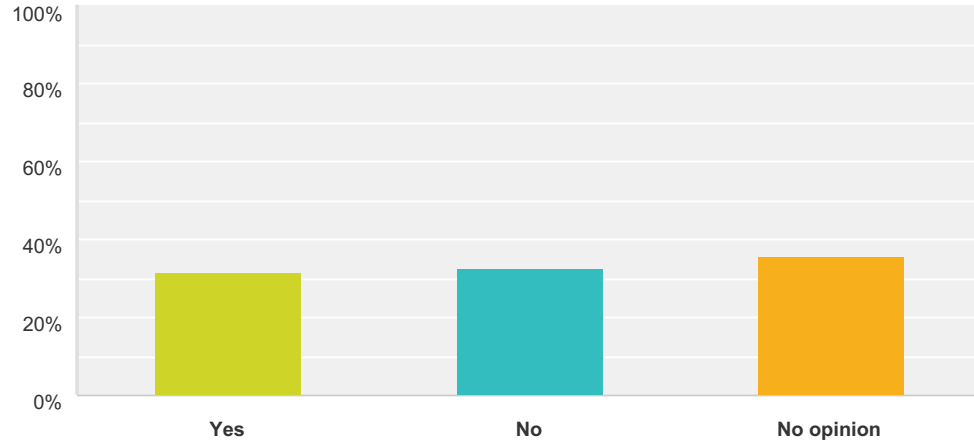
Answered: 690 Skipped: 75



	More	Same Amount	Less	No Opinion	Total	Average Rating
(no label)	2.61% 18	54.78% 378	20.43% 141	22.17% 153	690	1.77

Q44 Do you support expansion of this system to other WPD activities (such as golf and tennis)?

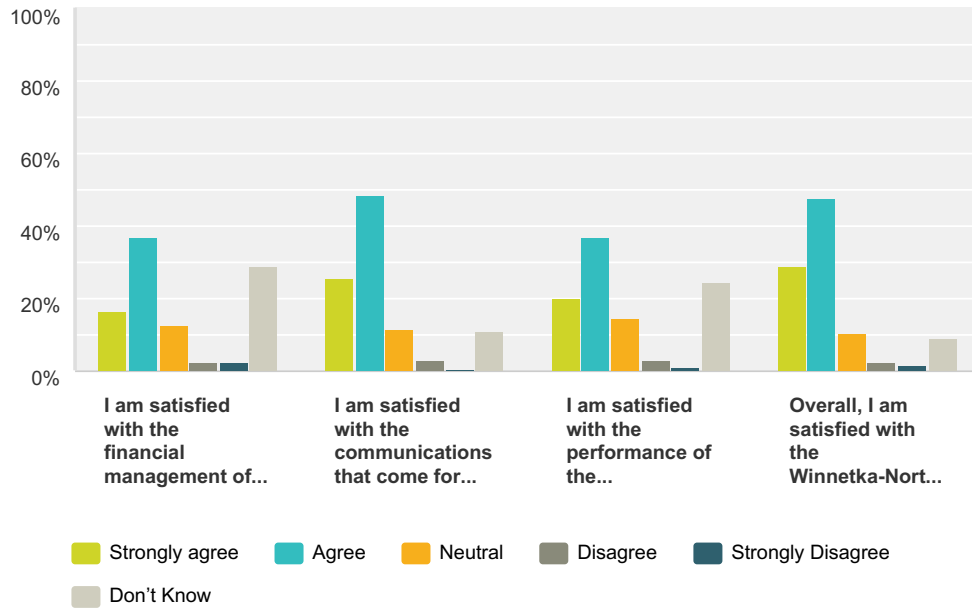
Answered: 691 Skipped: 74



Answer Choices	Responses	
Yes	31.40%	217
No	32.56%	225
No opinion	36.03%	249
Total		691

Q45 Satisfaction Questions

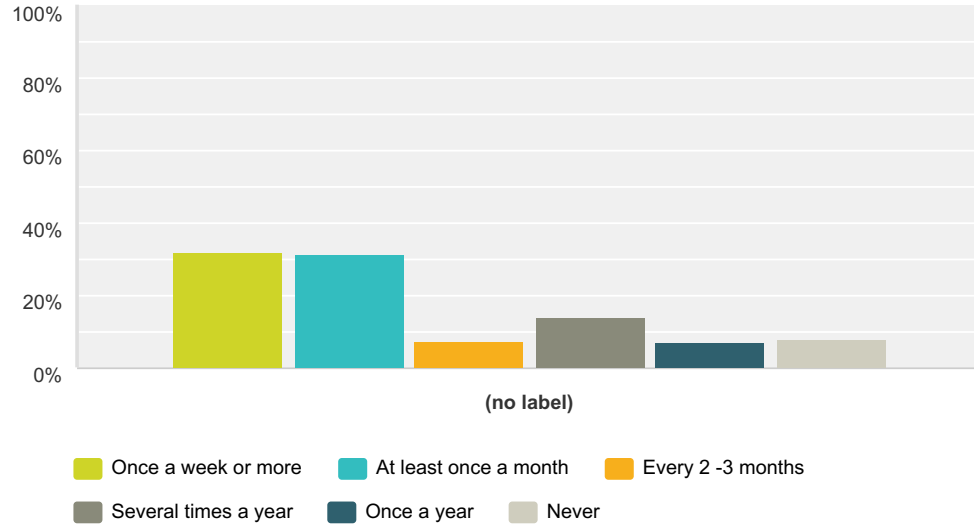
Answered: 690 Skipped: 75



	Strongly agree	Agree	Neutral	Disagree	Strongly Disagree	Don't Know	Total
I am satisfied with the financial management of the Winnetka-Northfield Library	16.50% 113	36.79% 252	12.70% 87	2.34% 16	2.48% 17	29.20% 200	685
I am satisfied with the communications that come for the Winnetka-Northfield Library.	25.73% 176	48.39% 331	11.26% 77	2.92% 20	0.73% 5	10.96% 75	684
I am satisfied with the performance of the Winnetka-Northfield Library Board.	19.77% 135	36.90% 252	14.64% 100	3.07% 21	1.17% 8	24.45% 167	683
Overall, I am satisfied with the Winnetka-Northfield Library.	29.07% 198	47.58% 324	10.28% 70	2.50% 17	1.62% 11	8.96% 61	681

Q46 How often does your household use the services offered by the Winnetka-Northfield Library? (choose one)

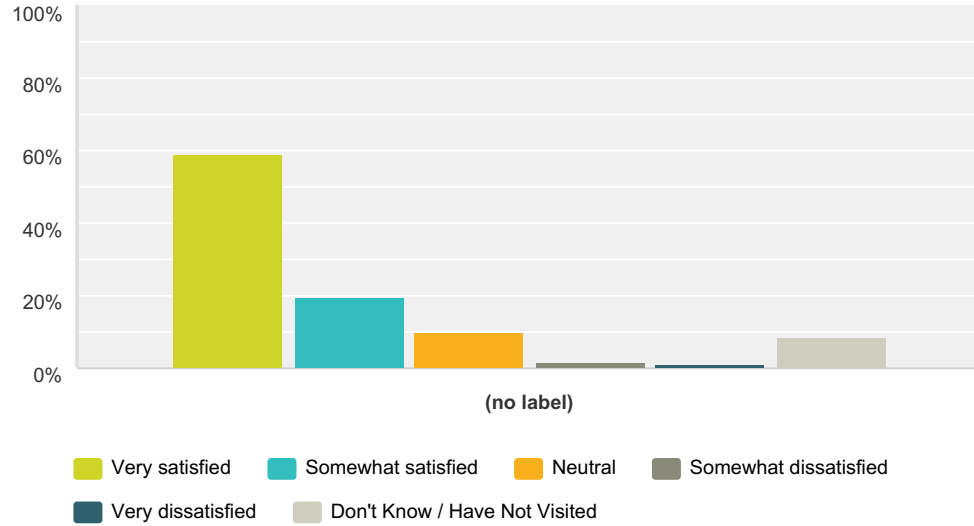
Answered: 685 Skipped: 80



	Once a week or more	At least once a month	Every 2 -3 months	Several times a year	Once a year	Never	Total	Average Rating
(no label)	32.12% 220	31.53% 216	7.59% 52	14.01% 96	6.86% 47	7.88% 54	685	4.44

Q47 How satisfied is your household with the level of service provided by the WinnetkaNorthfield Library?

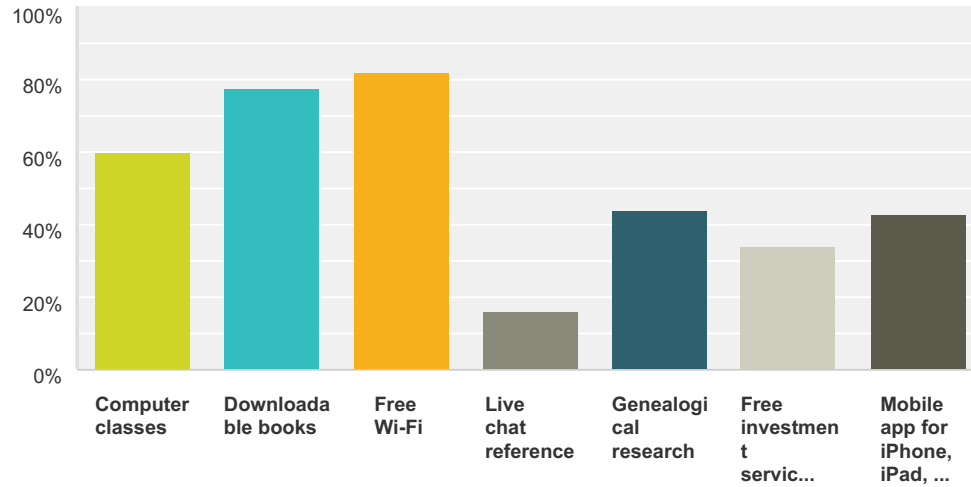
Answered: 682 Skipped: 83



	Very satisfied	Somewhat satisfied	Neutral	Somewhat dissatisfied	Very dissatisfied	Don't Know / Have Not Visited	Total	Average Rating
(no label)	59.24% 404	19.65% 134	10.12% 69	1.32% 9	1.03% 7	8.65% 59	682	4.48

Q48 Which of the following library services offered by the Winnetka-Northfield Library is your household aware of? (check all that apply)

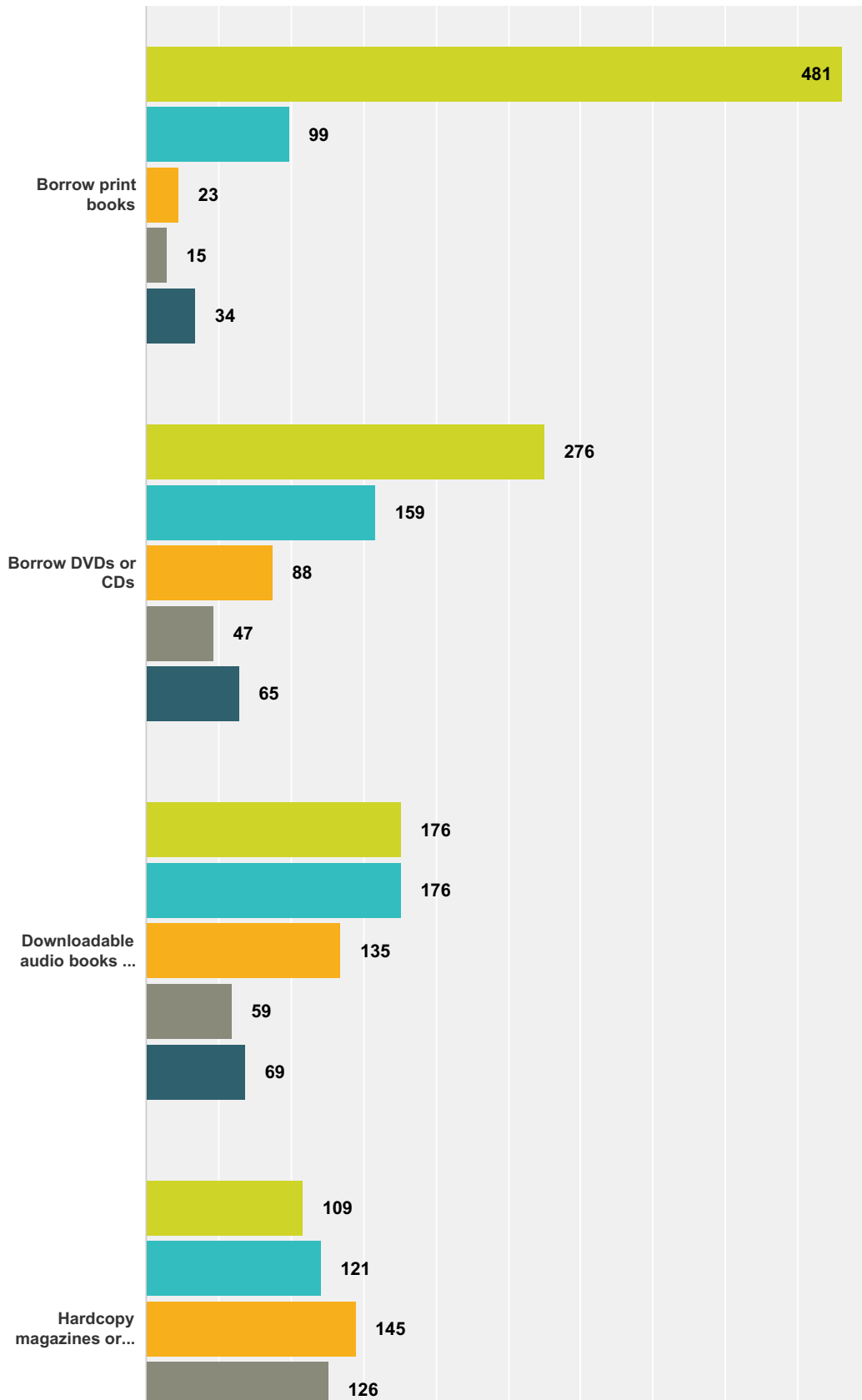
Answered: 555 Skipped: 210



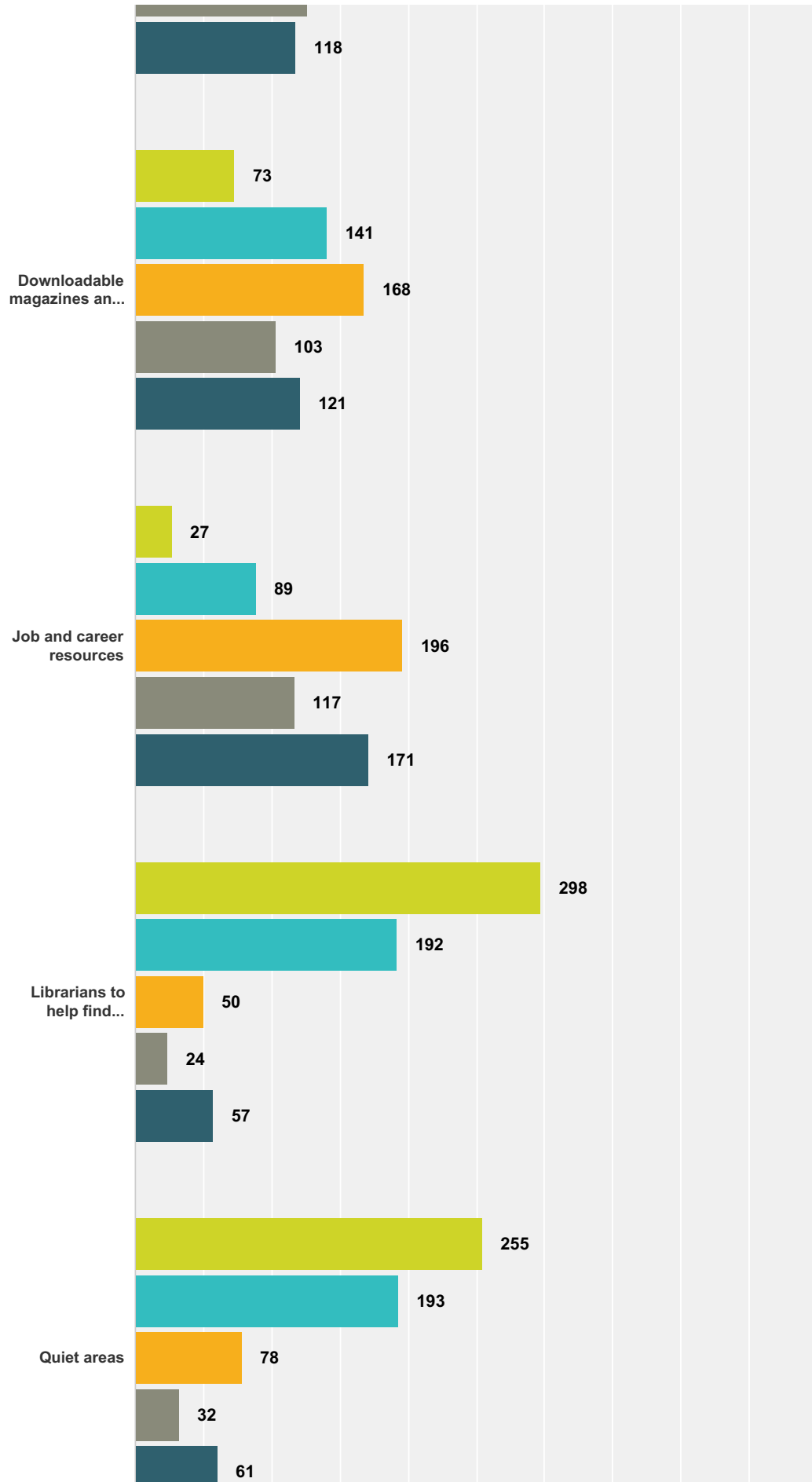
Answer Choices	Responses
Computer classes	59.82% 332
Downloadable books	77.48% 430
Free Wi-Fi	81.98% 455
Live chat reference	16.22% 90
Genealogical research	43.78% 243
Free investment services databases	34.05% 189
Mobile app for iPhone, iPad, and Android devices	42.88% 238
Total Respondents: 555	

Q49 How IMPORTANT are these library services to your household?

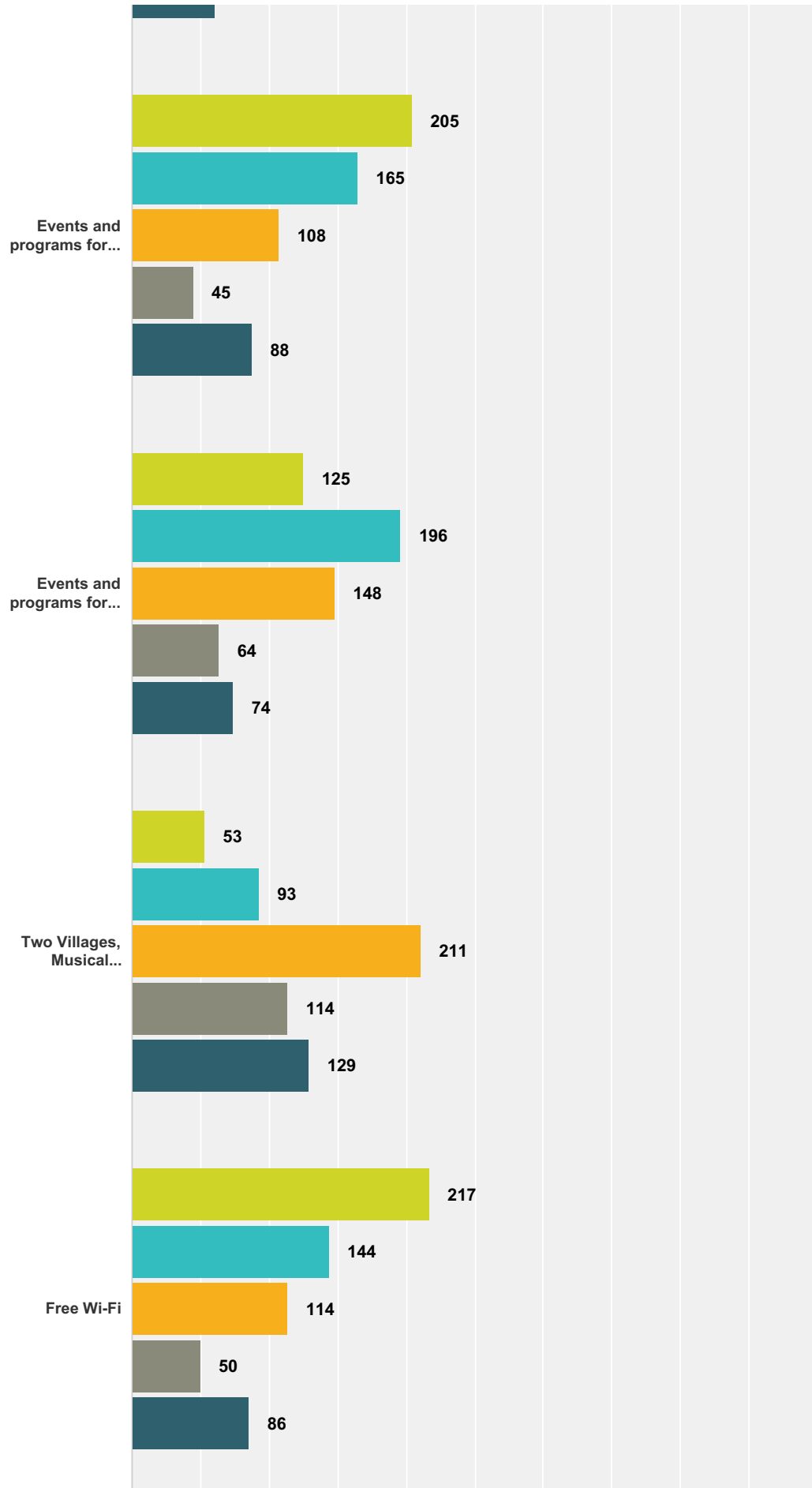
Answered: 660 Skipped: 105



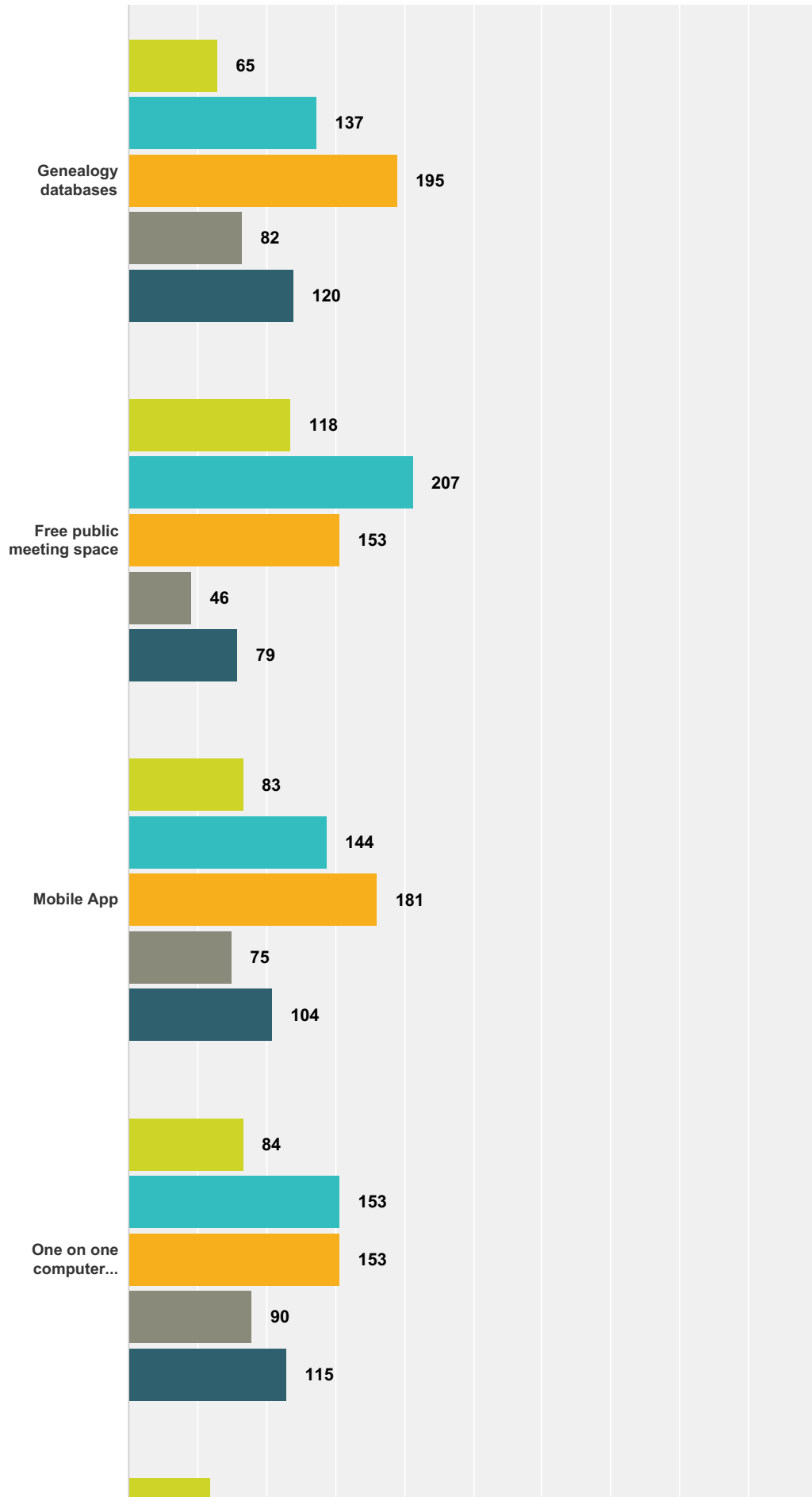
Winnetka Caucus Council 2013 Survey



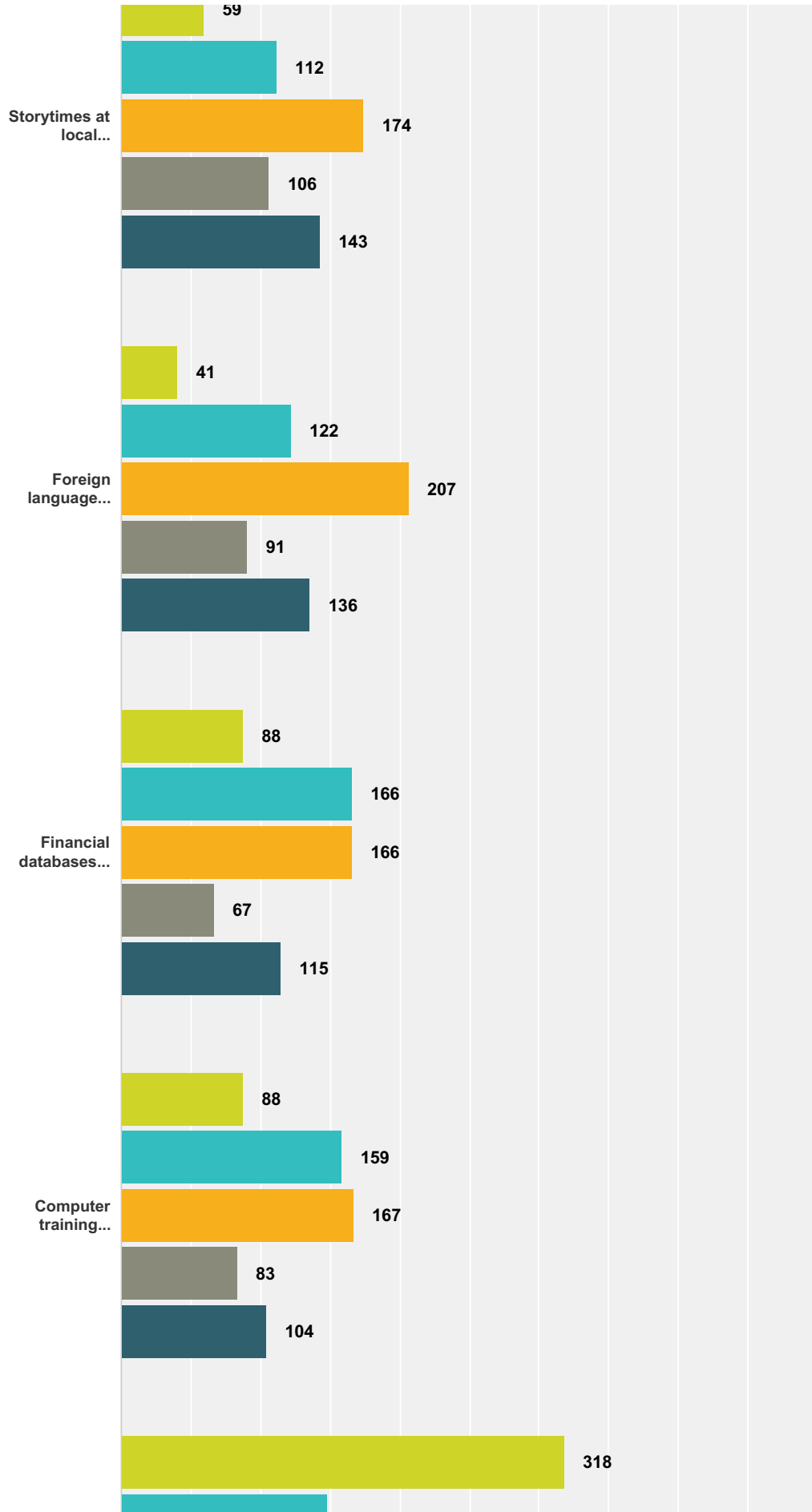
Winnetka Caucus Council 2013 Survey



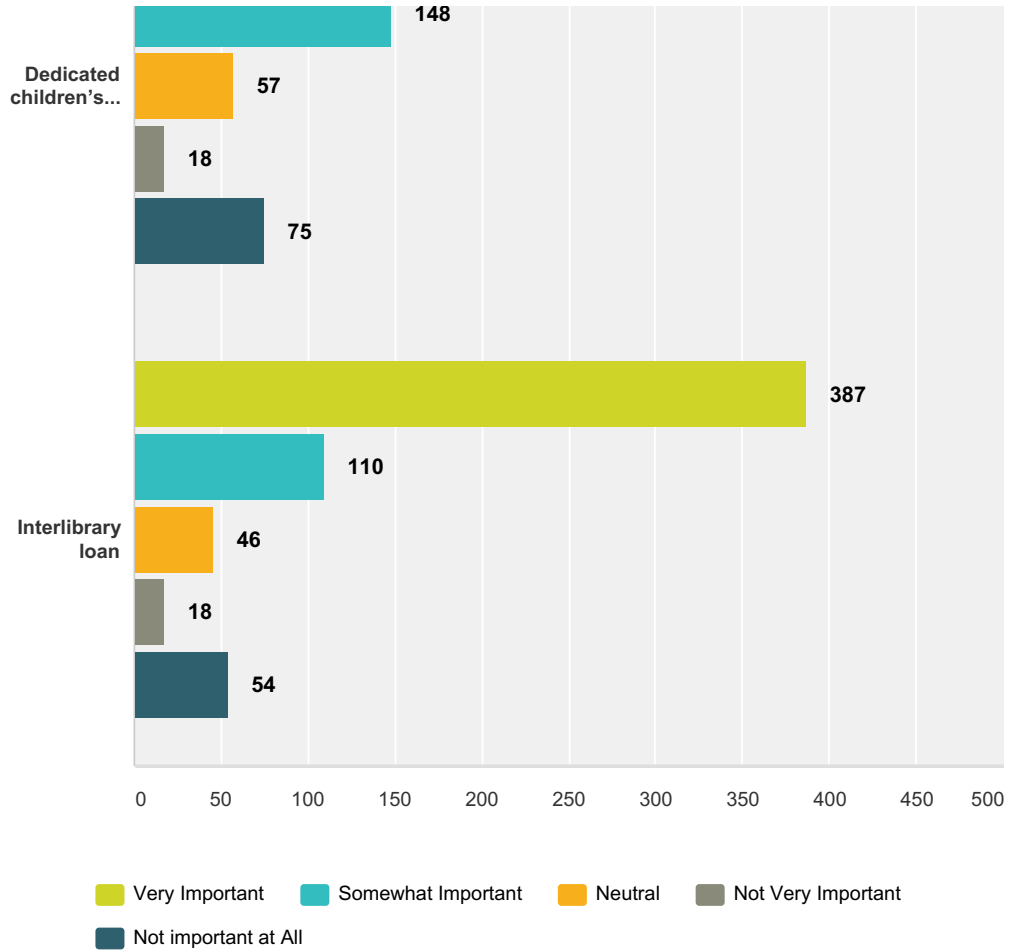
Winnetka Caucus Council 2013 Survey



Winnetka Caucus Council 2013 Survey



Winnetka Caucus Council 2013 Survey



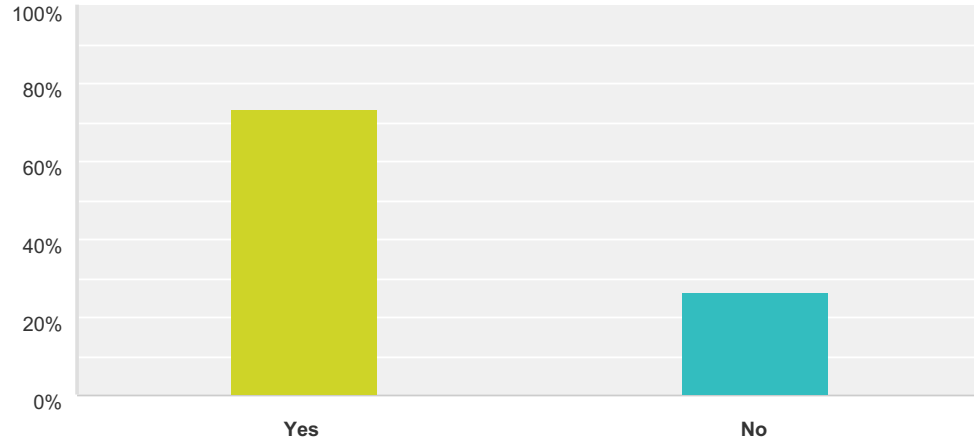
	Very Important	Somewhat Important	Neutral	Not Very Important	Not important at All	Total
Borrow print books	73.77% 481	15.18% 99	3.53% 23	2.30% 15	5.21% 34	652
Borrow DVDs or CDs	43.46% 276	25.04% 159	13.86% 88	7.40% 47	10.24% 65	635
Downloadable audio books or e-books	28.62% 176	28.62% 176	21.95% 135	9.59% 59	11.22% 69	615
Hardcopy magazines or newspapers	17.61% 109	19.55% 121	23.42% 145	20.36% 126	19.06% 118	619
Downloadable magazines and newspapers	12.05% 73	23.27% 141	27.72% 168	17.00% 103	19.97% 121	606
Job and career resources	4.50% 27	14.83% 89	32.67% 196	19.50% 117	28.50% 171	600
Librarians to help find information	47.99% 298	30.92% 192	8.05% 50	3.86% 24	9.18% 57	621
Quiet areas	41.20% 255	31.18% 193	12.60% 78	5.17% 32	9.85% 61	619
Events and programs for children and teens	33.55% 205	27.00% 165	17.68% 108	7.36% 45	14.40% 88	611
Events and programs for Adults	20.59% 125	32.29% 196	24.38% 148	10.54% 64	12.19% 74	607

Winnetka Caucus Council 2013 Survey

Two Villages, Musical Performances	8.83% 53	15.50% 93	35.17% 211	19.00% 114	21.50% 129	600
Free Wi-Fi	35.52% 217	23.57% 144	18.66% 114	8.18% 50	14.08% 86	611
Genealogy databases	10.85% 65	22.87% 137	32.55% 195	13.69% 82	20.03% 120	599
Free public meeting space	19.57% 118	34.33% 207	25.37% 153	7.63% 46	13.10% 79	603
Mobile App	14.14% 83	24.53% 144	30.83% 181	12.78% 75	17.72% 104	587
One on one computer assistance	14.12% 84	25.71% 153	25.71% 153	15.13% 90	19.33% 115	595
Storytimes at local businesses/community venues	9.93% 59	18.86% 112	29.29% 174	17.85% 106	24.07% 143	594
Foreign language learning database (Mango)	6.87% 41	20.44% 122	34.67% 207	15.24% 91	22.78% 136	597
Financial databases (Valueline, Mergent, Morningstar, Standard and Poors)	14.62% 88	27.57% 166	27.57% 166	11.13% 67	19.10% 115	602
Computer training courses	14.64% 88	26.46% 159	27.79% 167	13.81% 83	17.30% 104	601
Dedicated children's space	51.62% 318	24.03% 148	9.25% 57	2.92% 18	12.18% 75	616
Interlibrary loan	62.93% 387	17.89% 110	7.48% 46	2.93% 18	8.78% 54	615

Q50 Has anyone in your household used the Winnetka-Northfield Library Website in the past 12 months?

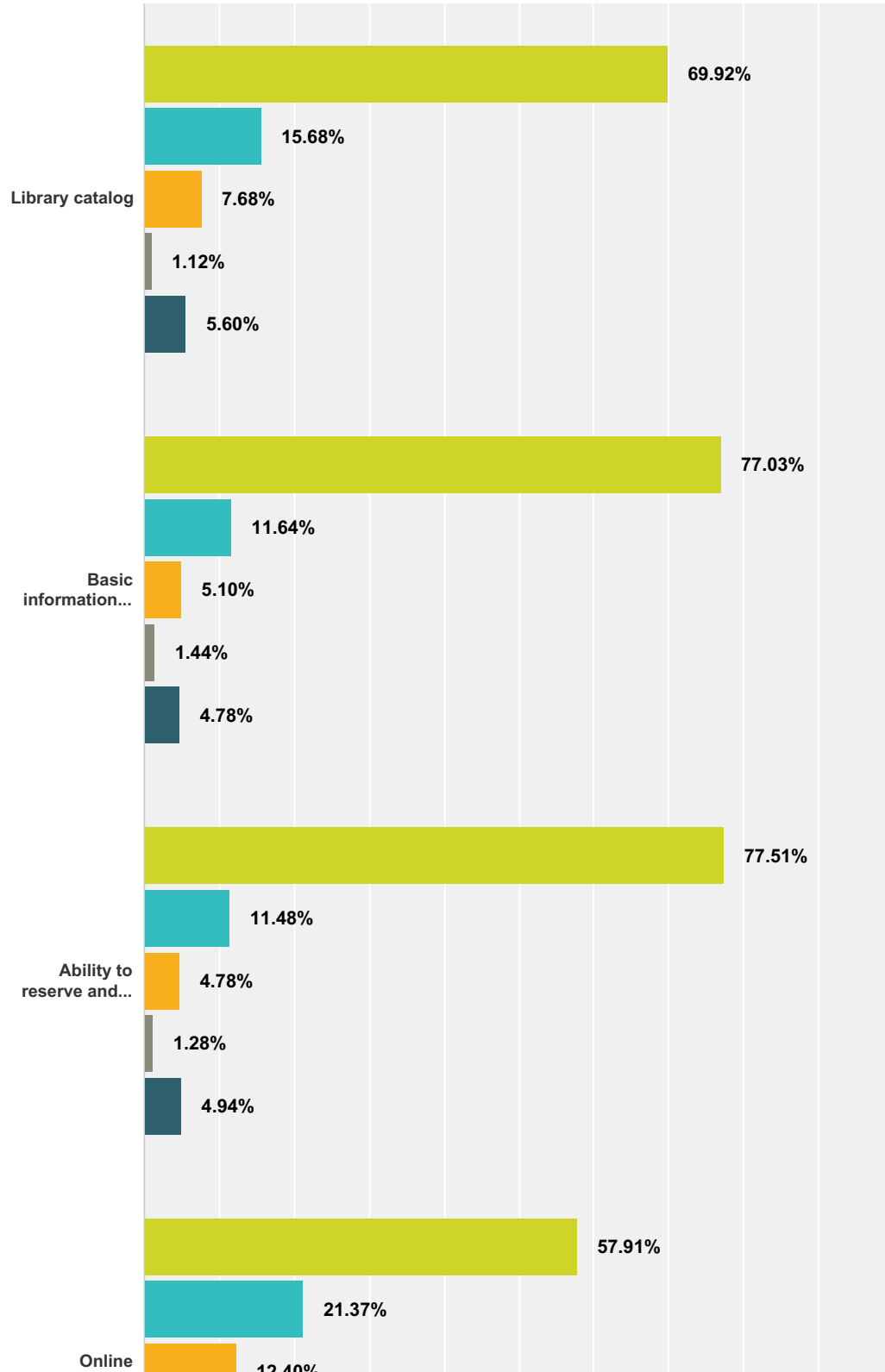
Answered: 674 Skipped: 91



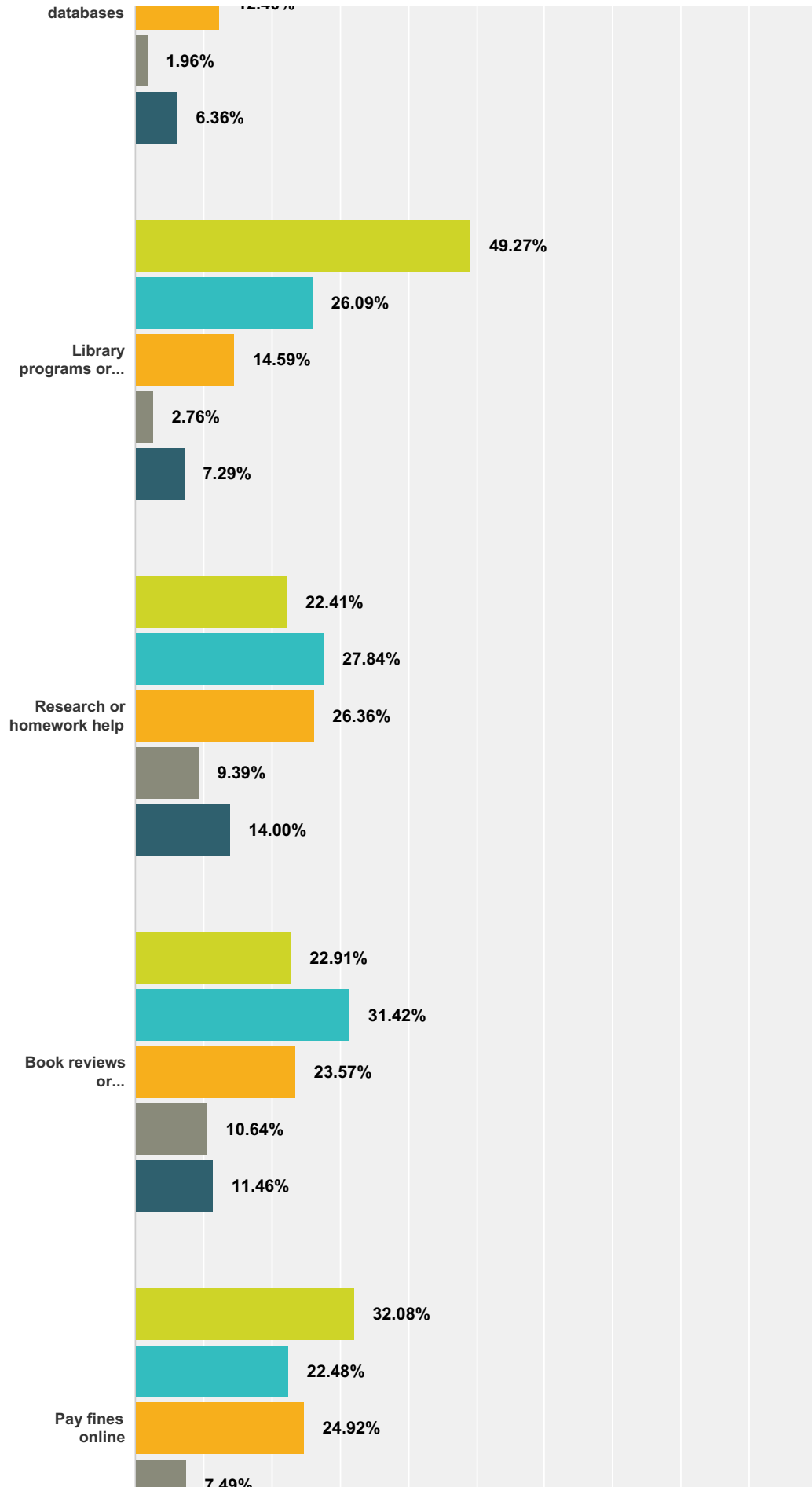
Answer Choices	Responses	
Yes	73.59%	496
No	26.41%	178
Total		674

Q51 When the Winnetka-Northfield Library revises its website in 2013-14, how important is it for your household that these features be included on the website?

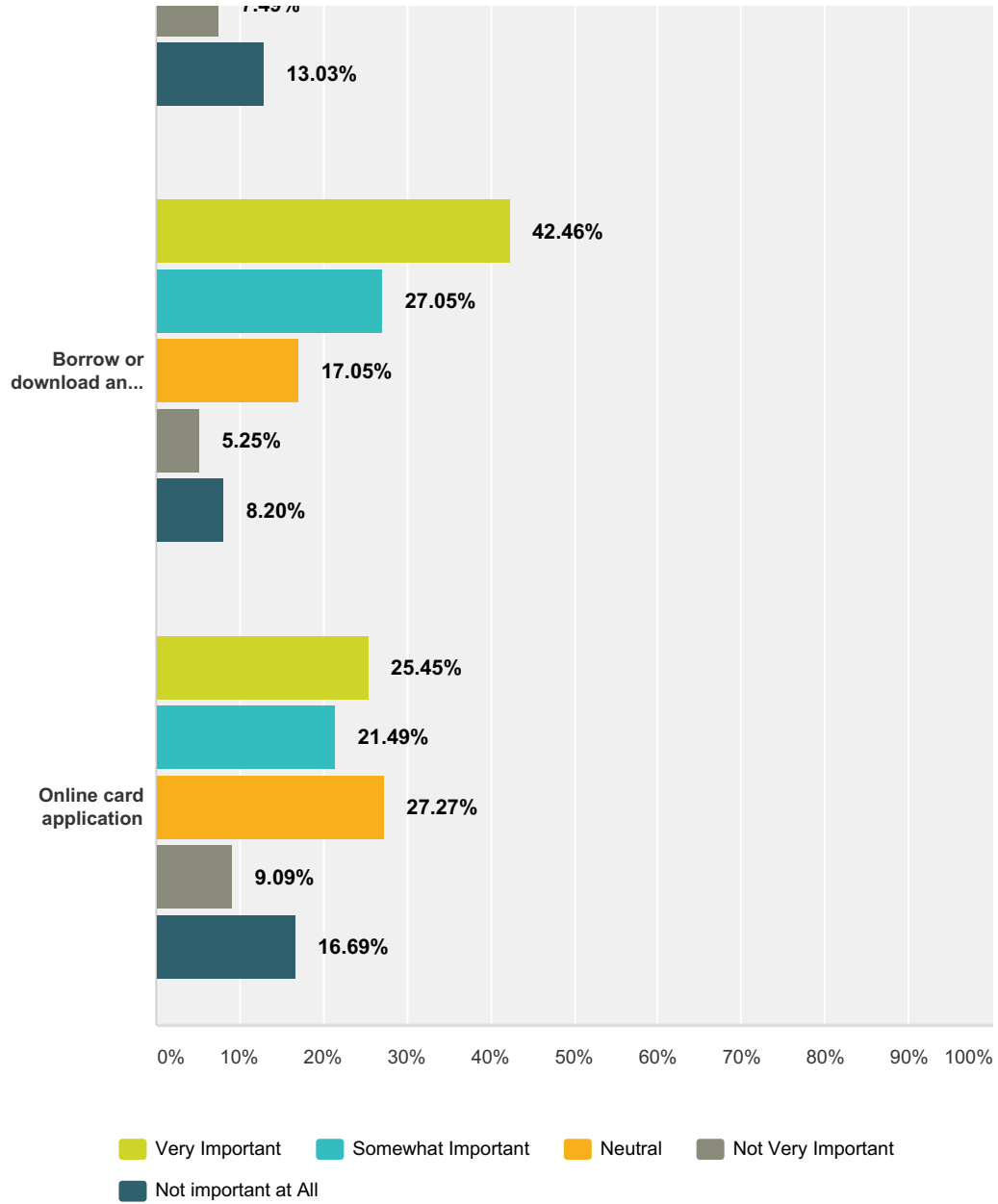
Answered: 637 Skipped: 128



Winnetka Caucus Council 2013 Survey



Winnetka Caucus Council 2013 Survey



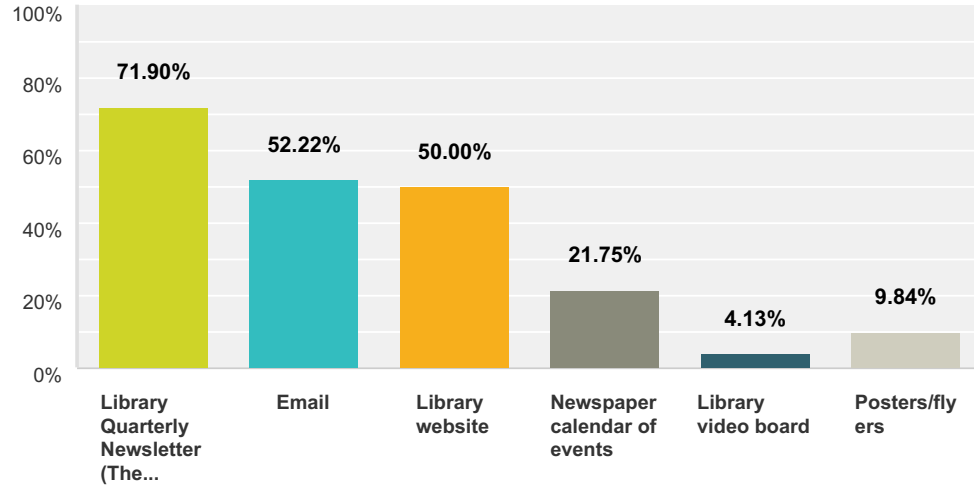
	Very Important	Somewhat Important	Neutral	Not Very Important	Not important at All	Total
Library catalog	69.92% 437	15.68% 98	7.68% 48	1.12% 7	5.60% 35	625
Basic information (hours, location, directions)	77.03% 483	11.64% 73	5.10% 32	1.44% 9	4.78% 30	627
Ability to reserve and renew materials	77.51% 486	11.48% 72	4.78% 30	1.28% 8	4.94% 31	627
Online databases	57.91% 355	21.37% 131	12.40% 76	1.96% 12	6.36% 39	613
Library programs or events	49.27% 304	26.09% 161	14.59% 90	2.76% 17	7.29% 45	617
Research or homework help	22.41% 136	27.84% 169	26.36% 160	9.39% 57	14.00% 85	607

Winnetka Caucus Council 2013 Survey

Book reviews or recommendations	22.91% 140	31.42% 192	23.57% 144	10.64% 65	11.46% 70	611
Pay fines online	32.08% 197	22.48% 138	24.92% 153	7.49% 46	13.03% 80	614
Borrow or download an ebook or e-magazine	42.46% 259	27.05% 165	17.05% 104	5.25% 32	8.20% 50	610
Online card application	25.45% 154	21.49% 130	27.27% 165	9.09% 55	16.69% 101	605

Q52 How does your household prefer to obtain information about the Winnetka-Northfield Library? (check all that apply)

Answered: 630 Skipped: 135



Answer Choices	Responses	
Library Quarterly Newsletter (The Source)	71.90%	453
Email	52.22%	329
Library website	50.00%	315
Newspaper calendar of events	21.75%	137
Library video board	4.13%	26
Posters/flyers	9.84%	62
Total Respondents: 630		

**Q53 Please add any additional comments
you'd like to make about the Winnetka -
Northfield Library:**

Answered: 118 Skipped: 647

Q54 Join the Caucus Council If you would like to represent your neighborhood by serving on the 2014 Caucus Council or know of someone who would like to serve, please provide contact information below. For more information, visit www.WinnetkaCaucus.org.

Answered: 21 Skipped: 744

Answer Choices	Responses	
Name:	100.00%	21
Company:	0.00%	0
Address:	0.00%	0
Address 2:	0.00%	0
City/Town:	0.00%	0
State:	0.00%	0
ZIP:	0.00%	0
Country:	0.00%	0
Email Address:	85.71%	18
Phone Number:	80.95%	17

Q55 Your email please! We want to keep you informed of important Caucus matters so please share your e-mail address with us. Your e-mail address will not be associated with your survey response; your survey response is anonymous and confidential. We will not sell or share your email address with any third parties.

Answered: 328 Skipped: 437

Answer Choices	Responses
Name:	0.00% 0
Company:	0.00% 0
Address:	0.00% 0
Address 2:	0.00% 0
City/Town:	0.00% 0
State:	0.00% 0
ZIP:	0.00% 0
Country:	0.00% 0
Email Address:	100.00% 328
Phone Number:	0.00% 0