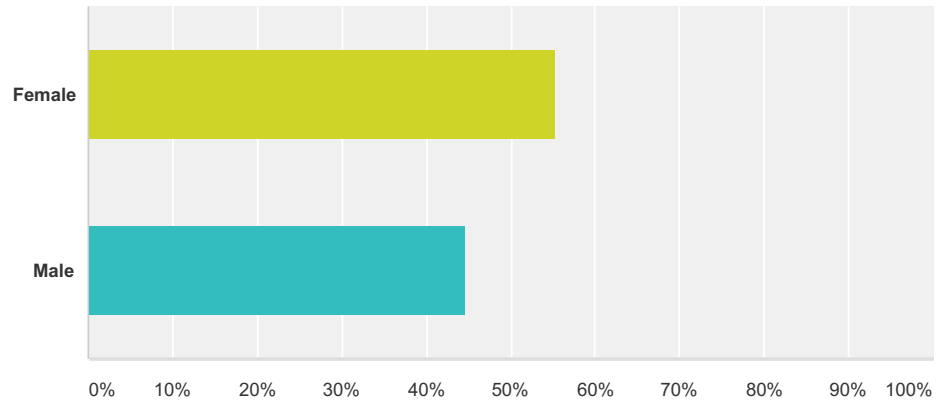


Q2 What is your gender?

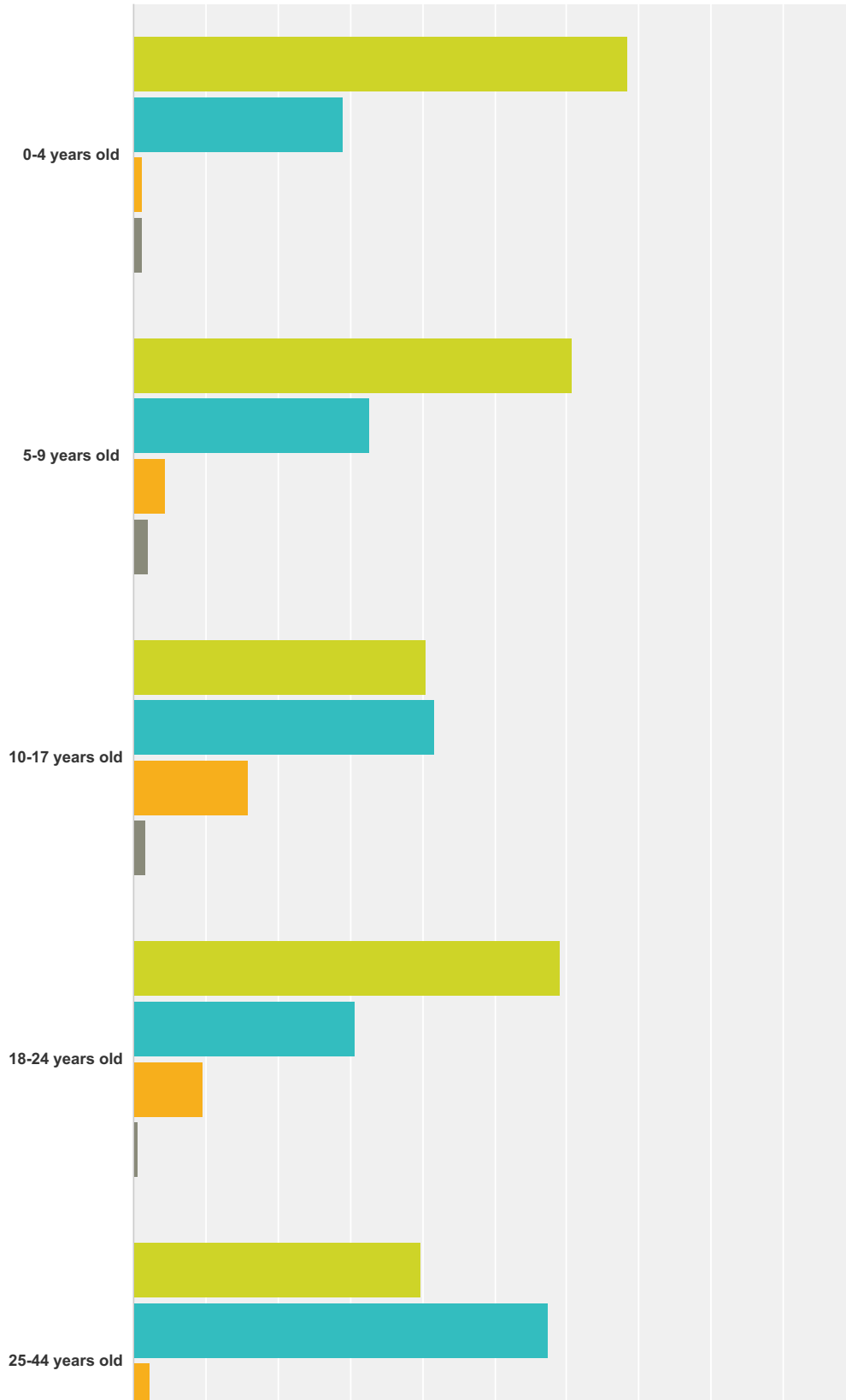
Answered: 877 Skipped: 7



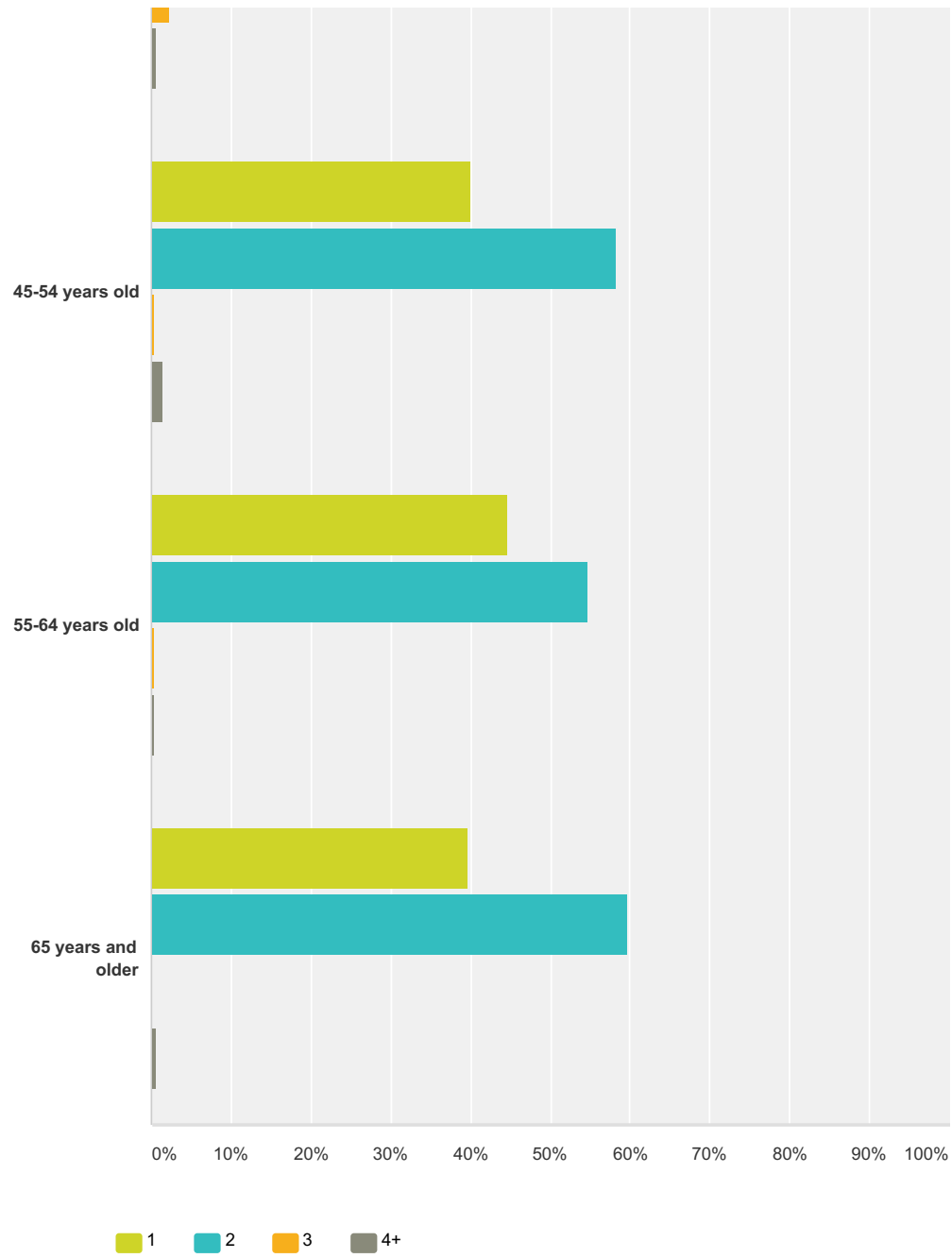
Answer Choices	Responses	
Female	55.30%	485
Male	44.70%	392
Total		877

Q3 Below are age ranges. Please indicate the number of persons in your household in each applicable age range.

Answered: 877 Skipped: 7



Winnetka Caucus Council 2015 Survey



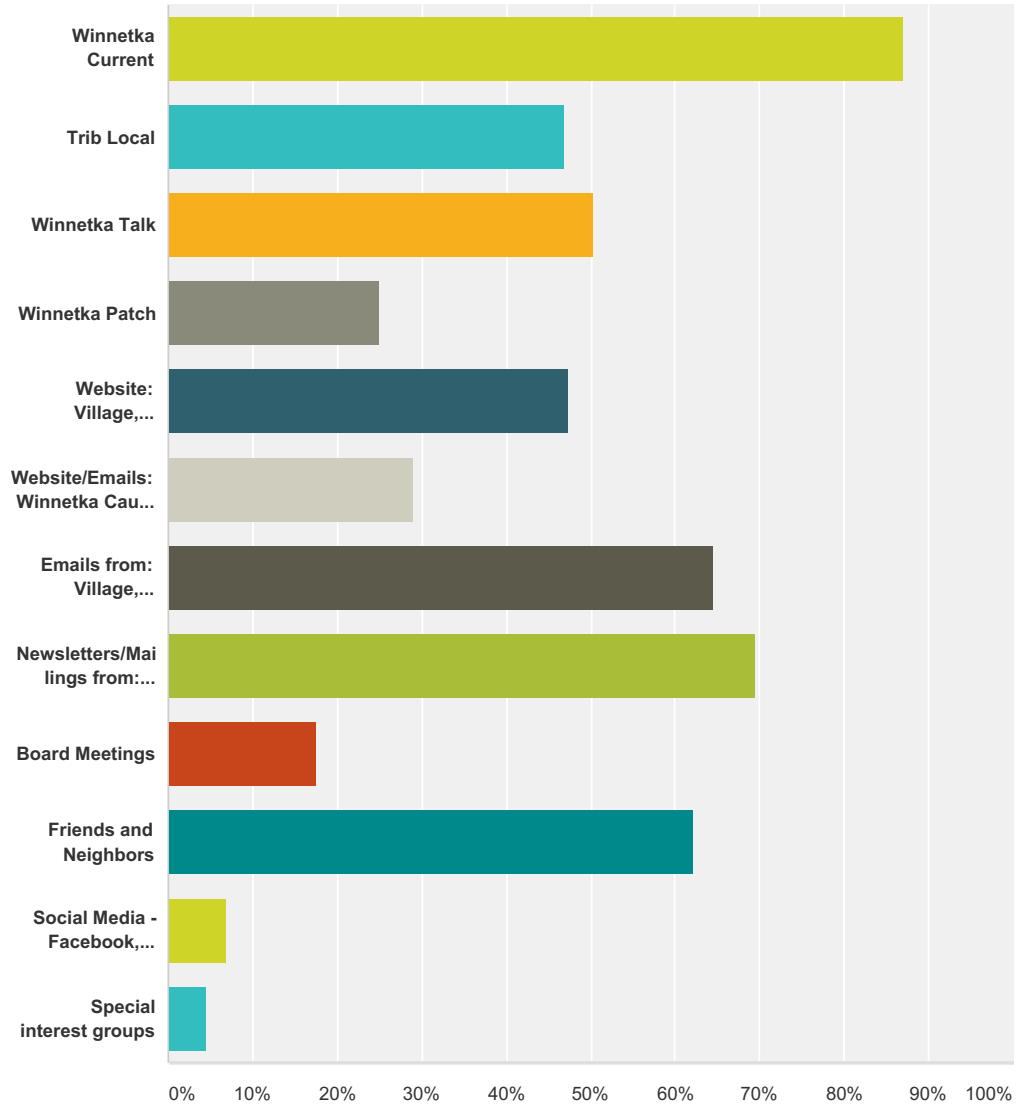
	1	2	3	4+	Total
0-4 years old	68.42% 52	28.95% 22	1.32% 1	1.32% 1	76
5-9 years old	60.71% 85	32.86% 46	4.29% 6	2.14% 3	140
10-17 years old	40.43% 114	41.84% 118	15.96% 45	1.77% 5	282
18-24 years old	59.09% 104	30.68% 54	9.66% 17	0.57% 1	176
25-44 years old	39.78% 72	57.46% 104	2.21% 4	0.55% 1	181

Winnetka Caucus Council 2015 Survey

45-54 years old	40.00% 114	58.25% 166	0.35% 1	1.40% 4	285
55-64 years old	44.73% 140	54.63% 171	0.32% 1	0.32% 1	313
65 years and older	39.58% 112	59.72% 169	0.00% 0	0.71% 2	283

Q4 What is your source for information about current events and key issues in our village?(Check ALL that apply)

Answered: 869 Skipped: 15



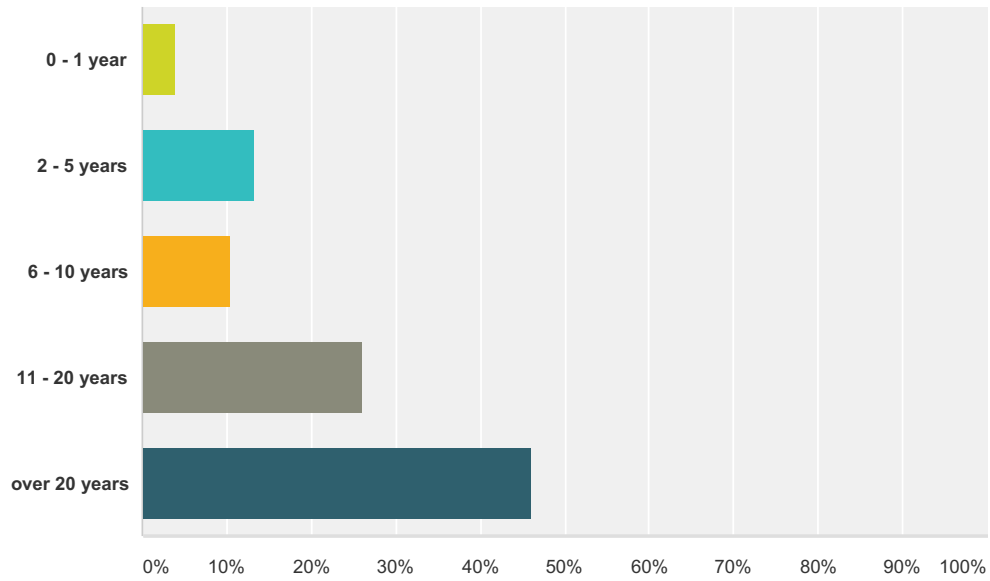
Answer Choices	Responses
Winnetka Current	87.00% 756
Trib Local	46.95% 408
Winnetka Talk	50.29% 437
Winnetka Patch	25.09% 218
Website: Village, Schools, Parks and/or Library	47.30% 411
Website/Emails: Winnetka Caucus Council	29.00% 252
Emails from: Village, Schools, Parks and/or Library	64.56% 561

Winnetka Caucus Council 2015 Survey

Newsletters/Mailings from: Village, Schools, Parks and/or Library	69.51%	604
Board Meetings	17.49%	152
Friends and Neighbors	62.26%	541
Social Media - Facebook, Twitter	6.90%	60
Special interest groups	4.60%	40
Total Respondents: 869		

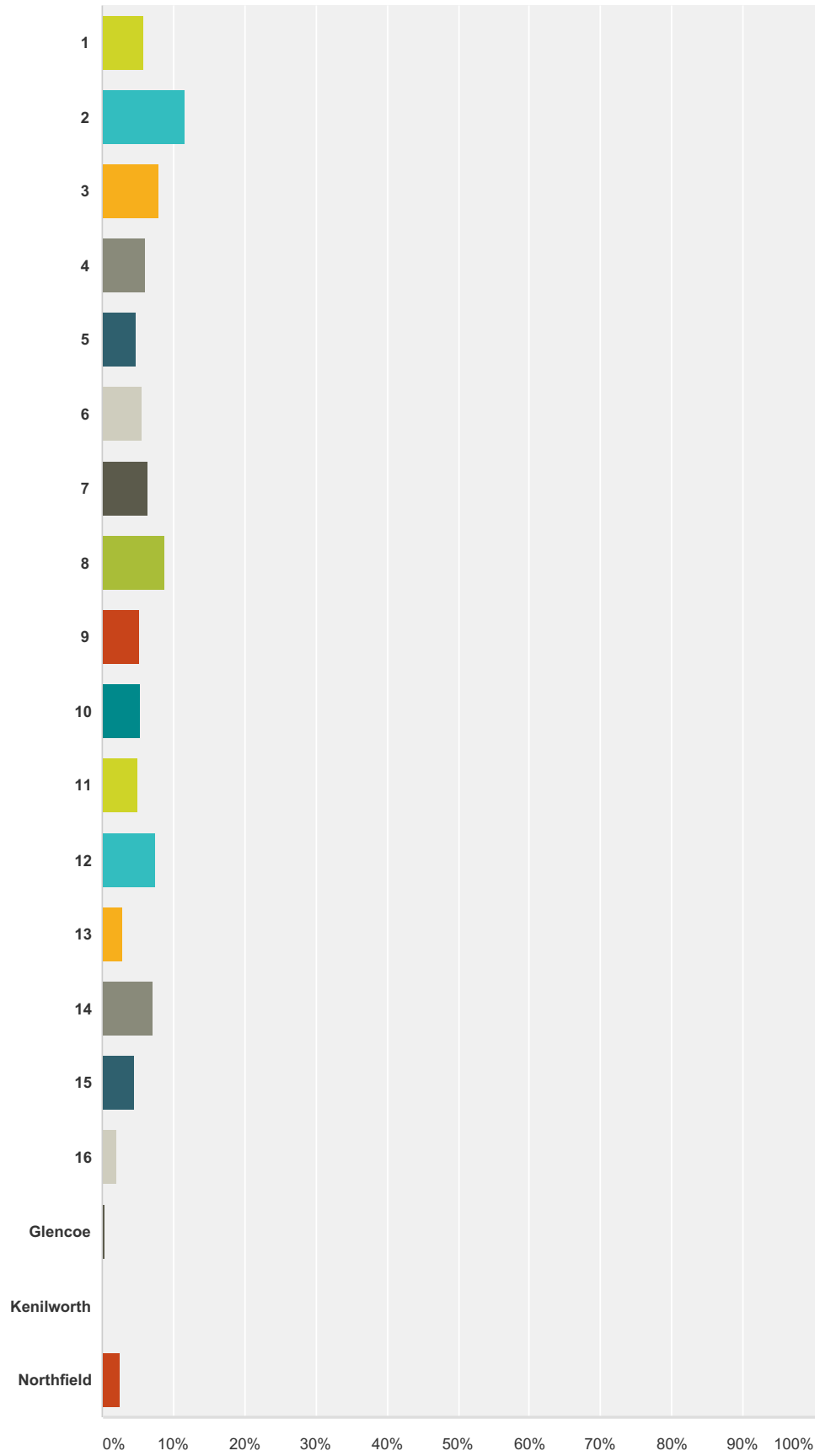
Q5 How many years have you lived in your community?

Answered: 877 Skipped: 7



Answer Choices	Responses
0 - 1 year	3.99% 35
2 - 5 years	13.34% 117
6 - 10 years	10.49% 92
11 - 20 years	26.11% 229
over 20 years	46.07% 404
Total	877

Winnetka Caucus Council 2015 Survey



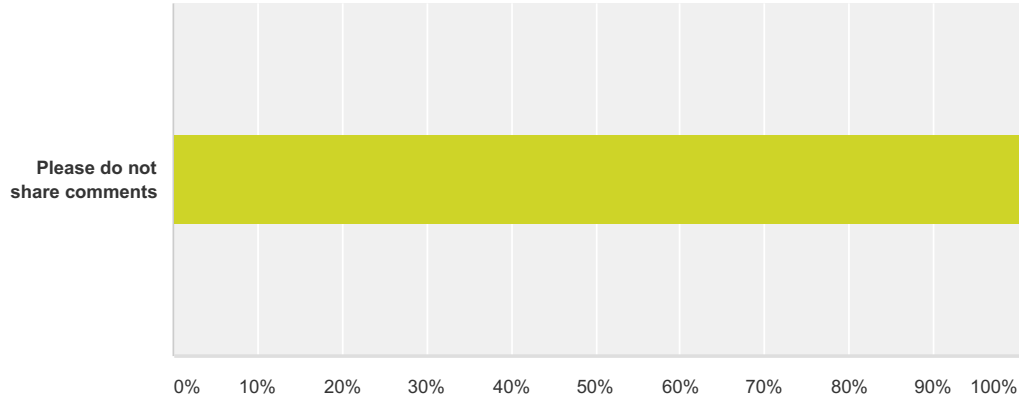
Answer Choices	Responses
----------------	-----------

Winnetka Caucus Council 2015 Survey

1	5.86%	51
2	11.72%	102
3	7.93%	69
4	6.09%	53
5	4.83%	42
6	5.63%	49
7	6.44%	56
8	8.74%	76
9	5.29%	46
10	5.40%	47
11	4.94%	43
12	7.59%	66
13	2.87%	25
14	7.13%	62
15	4.60%	40
16	2.18%	19
Glencoe	0.34%	3
Kenilworth	0.00%	0
Northfield	2.41%	21
Total		870

**Q7 All survey information is anonymous.
Please check this box if you don't want your
comments shared verbatim with the
relevant boards.**

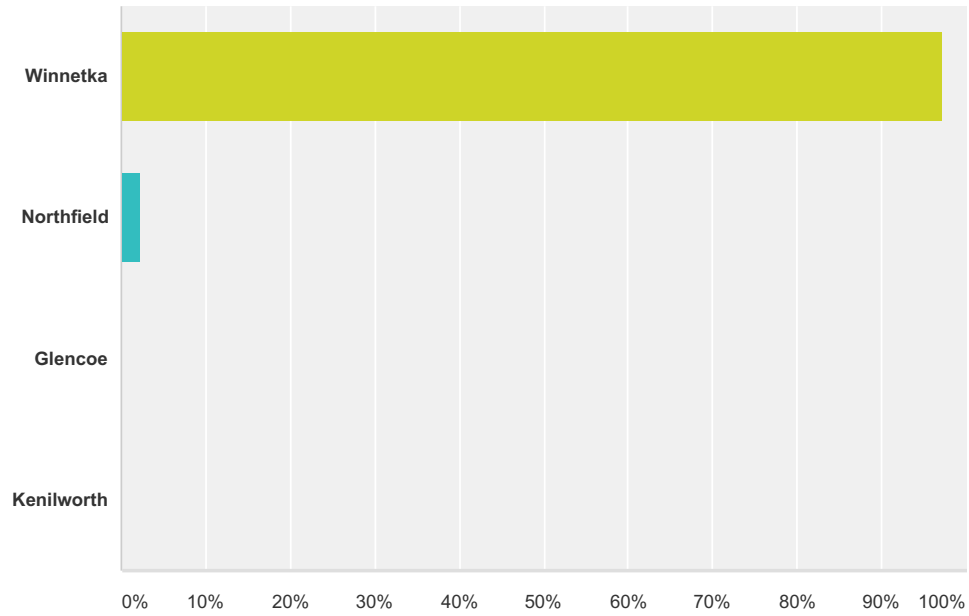
Answered: 74 Skipped: 810



Answer Choices	Responses
Please do not share comments	100.00% 74
Total	74

Q8 I am a resident of:

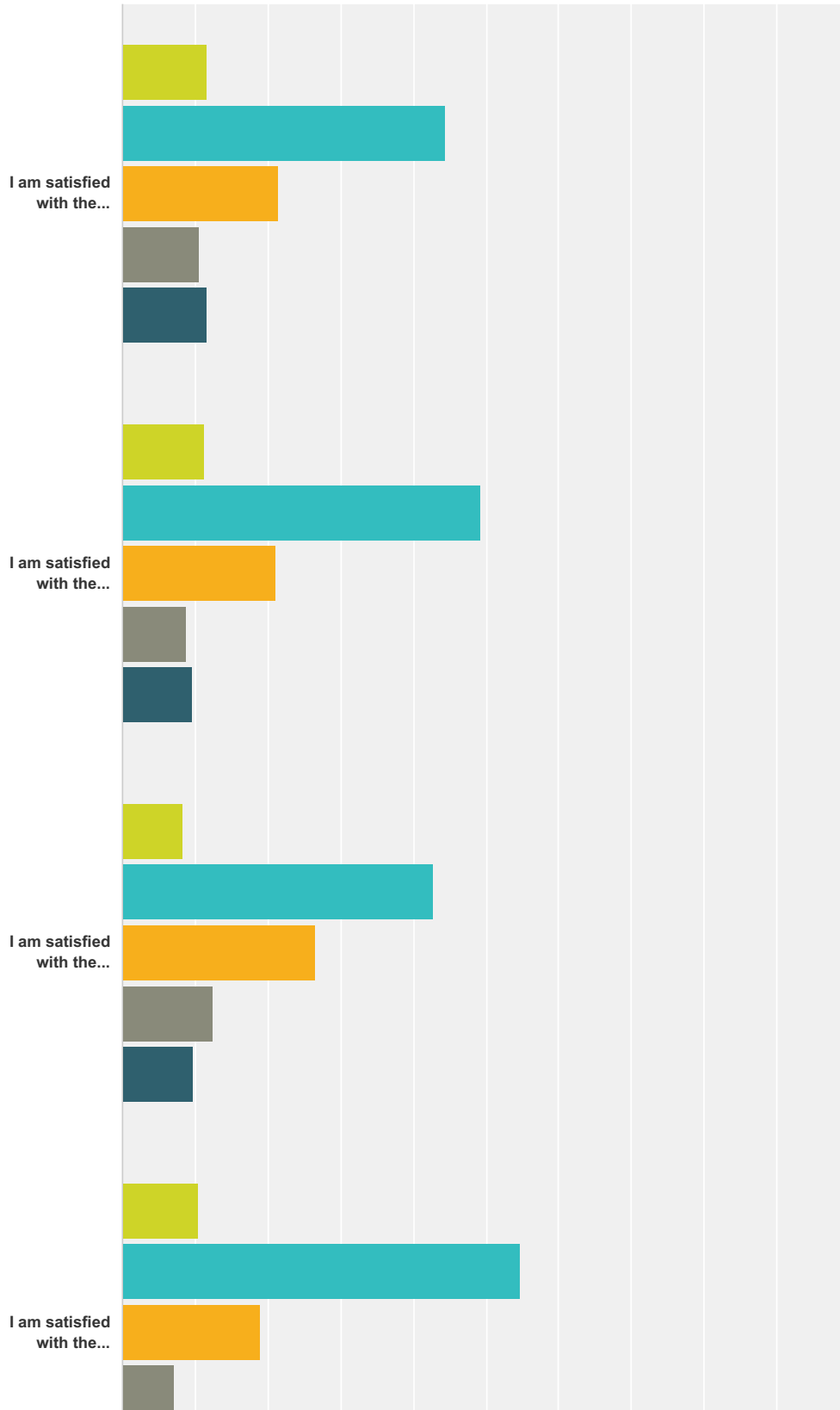
Answered: 877 Skipped: 7



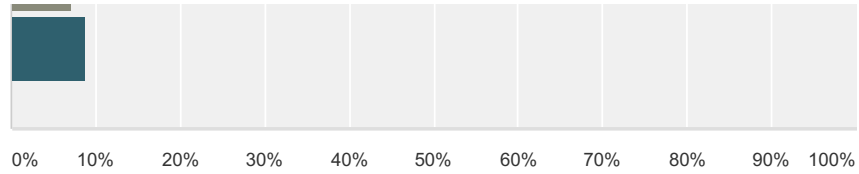
Answer Choices	Responses
Winnetka	97.26% 853
Northfield	2.39% 21
Glencoe	0.23% 2
Kenilworth	0.11% 1
Total	877

Q9 Please indicate your satisfaction with the following as they relate to our Village Council:

Answered: 833 Skipped: 51



Winnetka Caucus Council 2015 Survey

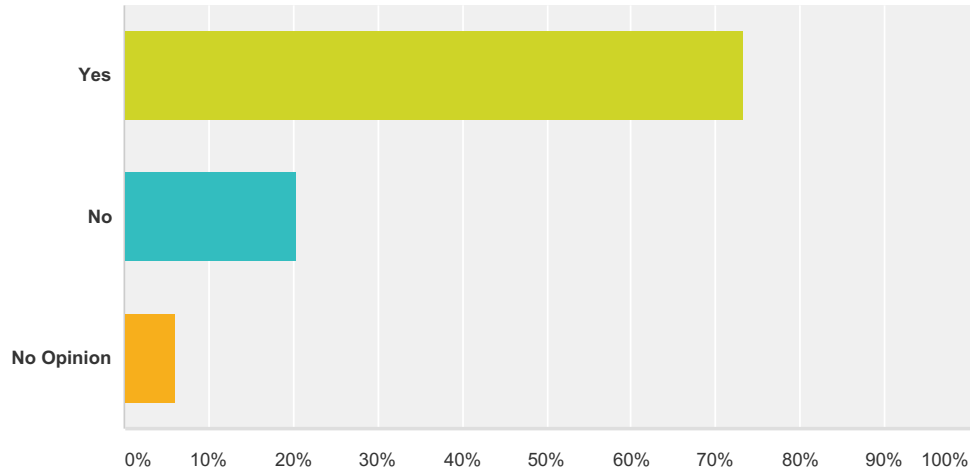


■ Strongly Agree
 ■ Agree
 ■ Disagree
 ■ Strongly Disagree
■ Don't Know or No Opinion

	Strongly Agree	Agree	Disagree	Strongly Disagree	Don't Know or No Opinion	Total
I am satisfied with the financial management of the Village of Winnetka.	11.66% 97	44.47% 370	21.51% 179	10.58% 88	11.78% 98	832
I am satisfied with the Village Council's communications regarding financial issues.	11.22% 93	49.34% 409	21.11% 175	8.81% 73	9.53% 79	829
I am satisfied with the overall performance of the Village Council.	8.40% 70	42.74% 356	26.53% 221	12.61% 105	9.72% 81	833
I am satisfied with the overall communications from the Village Council.	10.49% 87	54.64% 453	19.06% 158	7.12% 59	8.69% 72	829

Q10 Should the Village Council affirm by a resolution that it will not issue debt for any capital project greater than \$10 million without a Village-wide referendum?

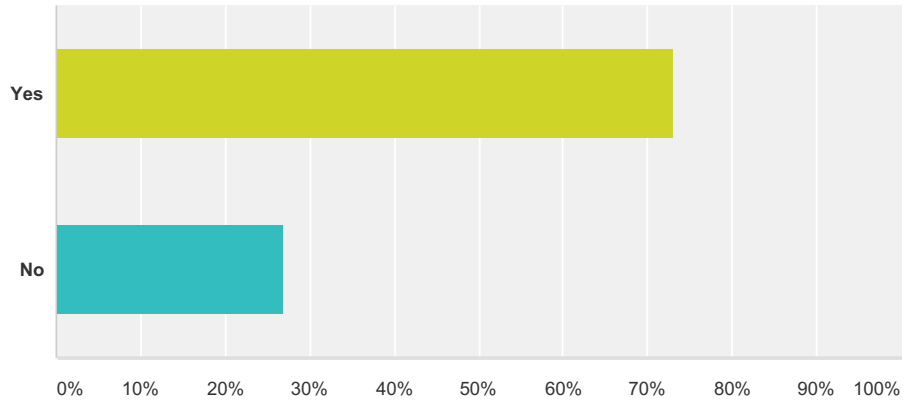
Answered: 834 Skipped: 50



Answer Choices	Responses
Yes	73.38% 612
No	20.50% 171
No Opinion	6.12% 51
Total	834

Q11 Home Rule In March 2005, the Village voted to become a Home Rule unit. Do you understand the implications of being a home rule community?

Answered: 836 Skipped: 48

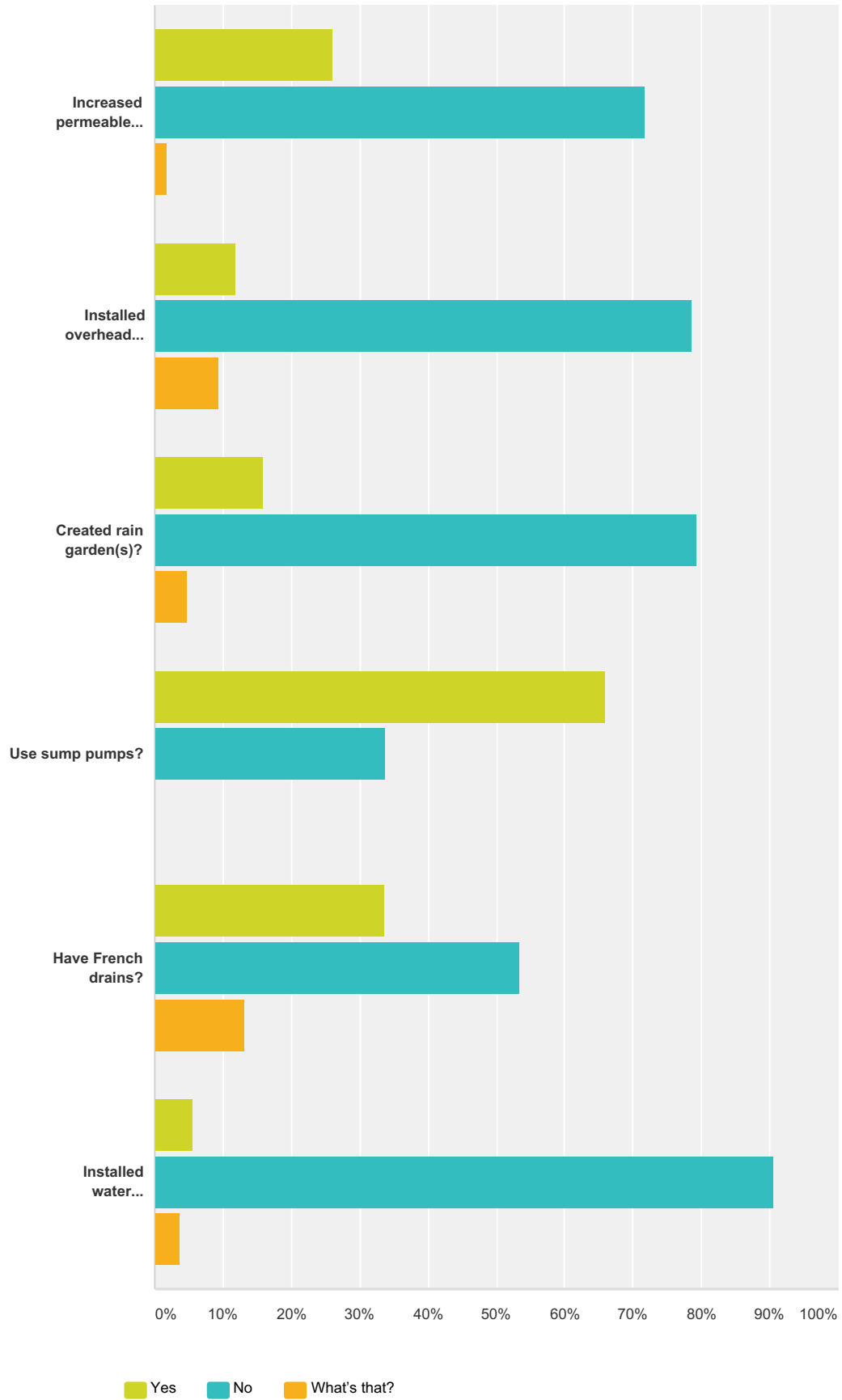


Answer Choices	Responses	
Yes	72.97%	610
No	27.03%	226
Total		836

Q12 Have you taken any of the following steps to manage storm water on your property:

Answered: 814 Skipped: 70

Winnetka Caucus Council 2015 Survey



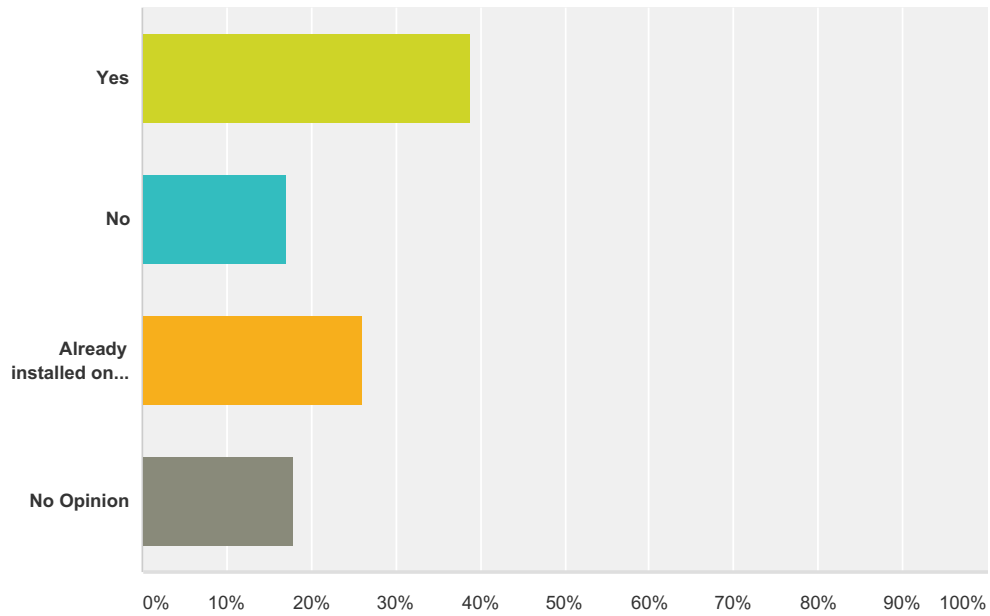
	Yes	No	What's that?	Total
--	-----	----	--------------	-------

Winnetka Caucus Council 2015 Survey

Increased permeable surfaces?	26.14% 200	71.90% 550	1.96% 15	765
Installed overhead sewers?	11.96% 89	78.63% 585	9.41% 70	744
Created rain garden(s)?	15.88% 117	79.38% 585	4.75% 35	737
Use sump pumps?	66.04% 525	33.84% 269	0.13% 1	795
Have French drains?	33.51% 256	53.40% 408	13.09% 100	764
Installed water barrel(s)?	5.64% 41	90.65% 659	3.71% 27	727

Q13 Would you install any of them if there were a one time utility fee credit for doing so?

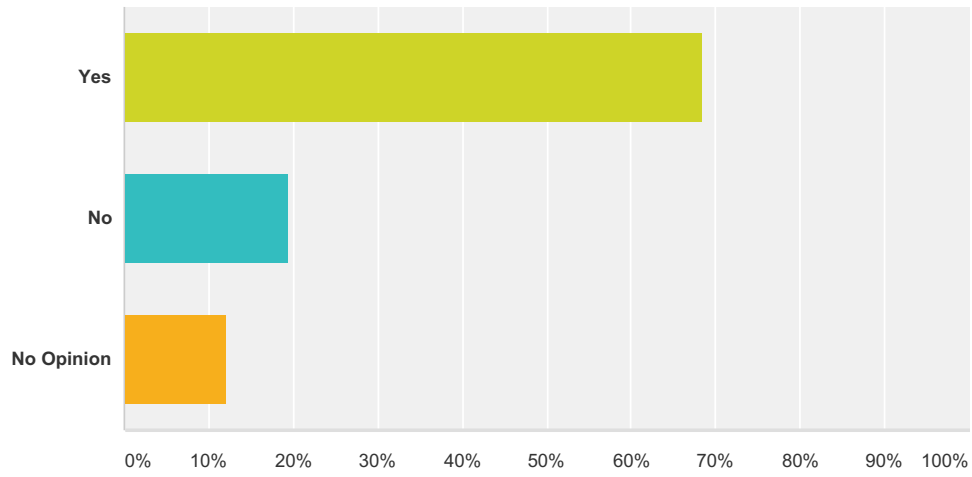
Answered: 824 Skipped: 60



Answer Choices	Responses
Yes	38.83% 320
No	17.11% 141
Already installed one or more	26.09% 215
No Opinion	17.96% 148
Total	824

Q14 Would you like the Village to provide more information about these options?

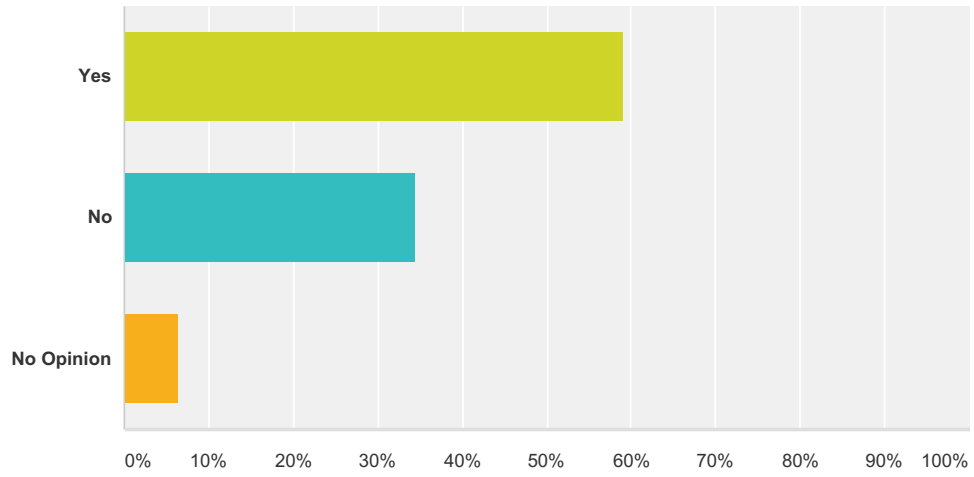
Answered: 822 Skipped: 62



Answer Choices	Responses
Yes	68.49% 563
No	19.34% 159
No Opinion	12.17% 100
Total	822

Q15 Does this concern you?

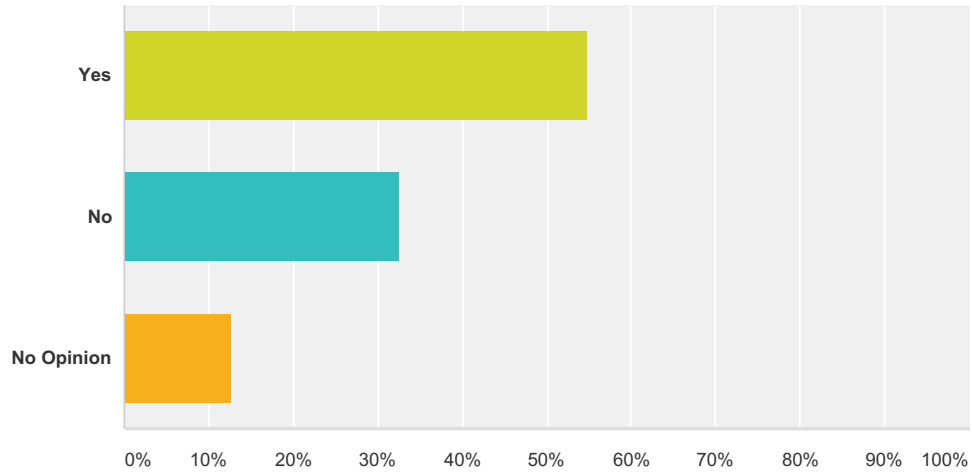
Answered: 831 Skipped: 53



Answer Choices	Responses
Yes	59.09% 491
No	34.42% 286
No Opinion	6.50% 54
Total	831

Q16 Should the Village reduce the cost of permits to improve property based on the age of a building; the older the house the lower the permit fee?

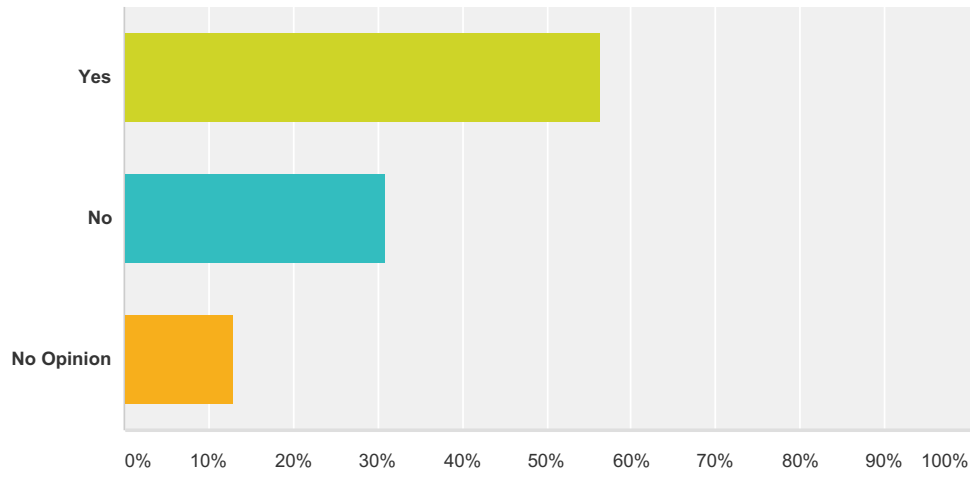
Answered: 830 Skipped: 54



Answer Choices	Responses
Yes	54.82% 455
No	32.53% 270
No Opinion	12.65% 105
Total	830

Q17 Should Village zoning ordinances be stricter for new construction?

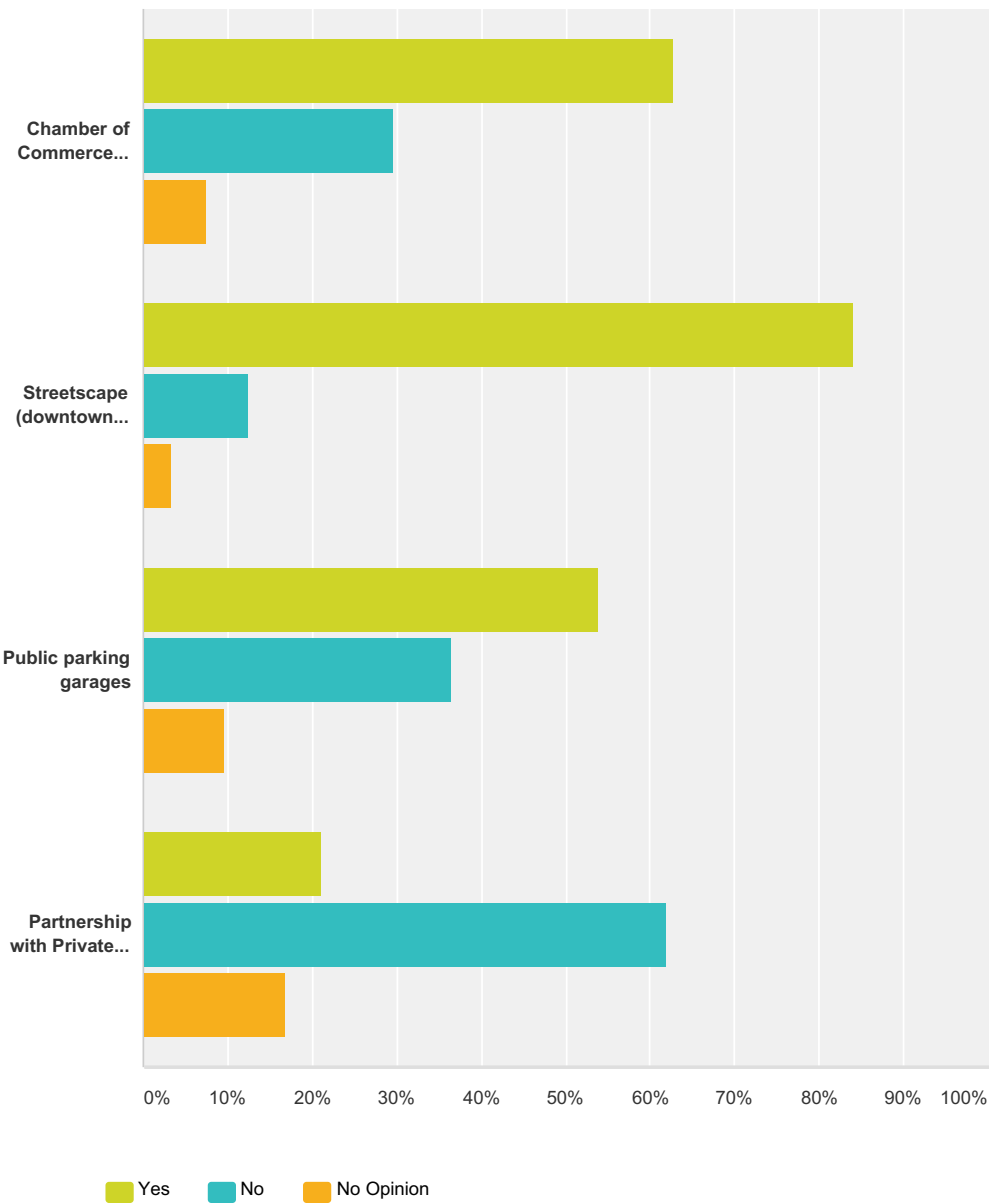
Answered: 831 Skipped: 53



Answer Choices	Responses
Yes	56.32% 468
No	30.81% 256
No Opinion	12.88% 107
Total	831

Q18 Should the Village spend taxpayer dollars for the following?

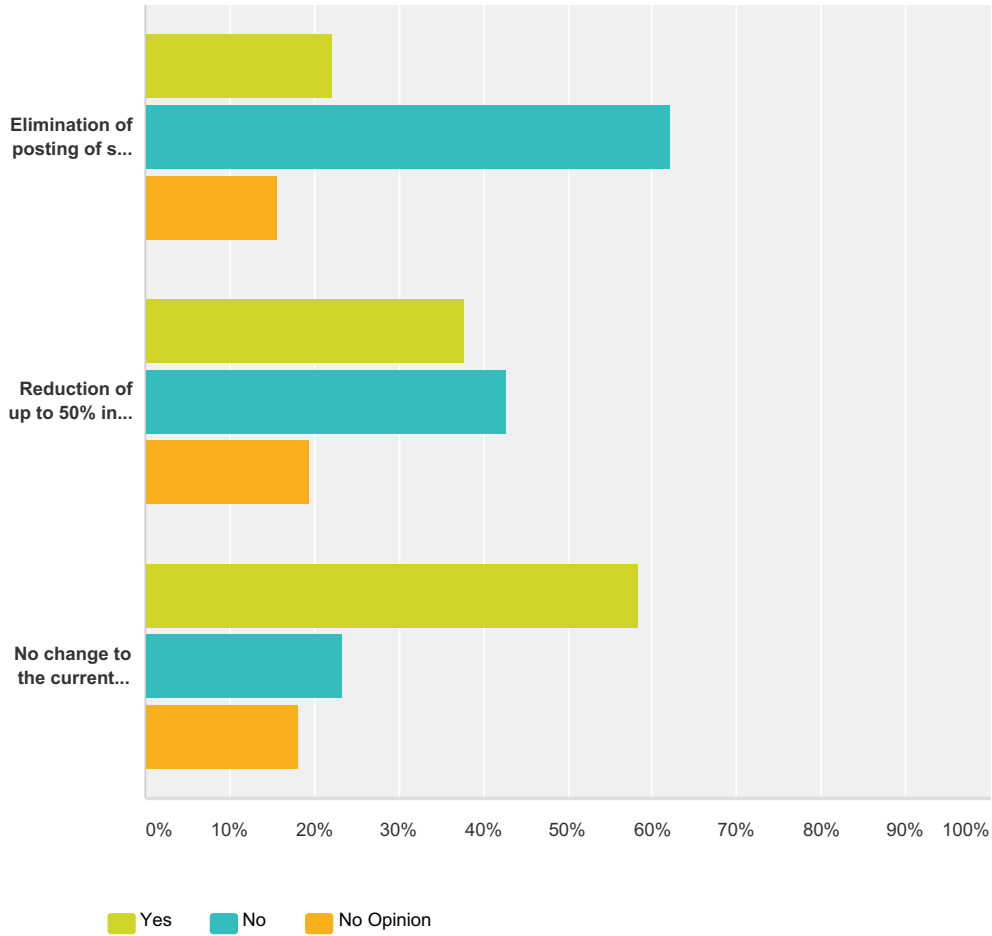
Answered: 829 Skipped: 55



	Yes	No	No Opinion	Total
Chamber of Commerce Activities (festivals, parades, etc.)	62.86% 518	29.61% 244	7.52% 62	824
Streetscape (downtown beautification efforts)	84.18% 697	12.44% 103	3.38% 28	828
Public parking garages	53.77% 442	36.62% 301	9.61% 79	822
Partnership with Private Developer	21.05% 172	62.06% 507	16.89% 138	817

Q19 Currently Village ordinances allow commercial home improvement companies (painters, construction, etc.) to post advertising signage on properties they are working on up to a size of 3 feet by 5 feet. Would you support:

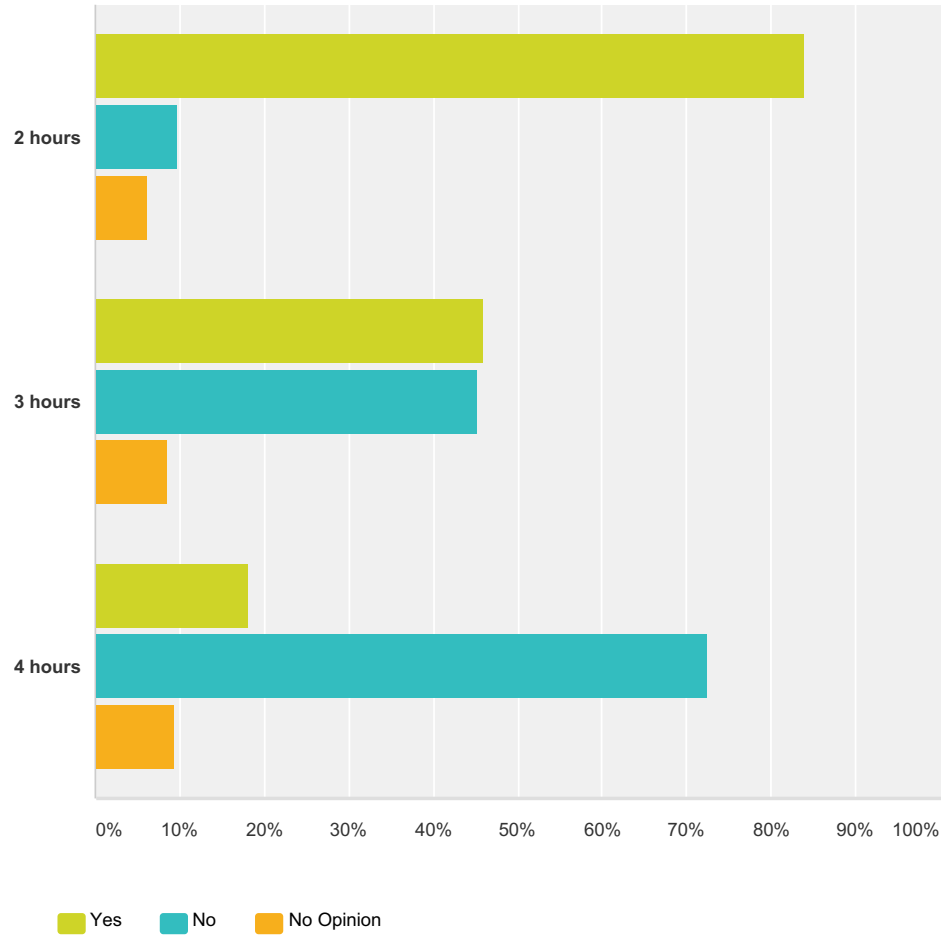
Answered: 832 Skipped: 52



	Yes	No	No Opinion	Total
Elimination of posting of such signage	22.21% 171	62.21% 479	15.58% 120	770
Reduction of up to 50% in the size of such signage	37.72% 284	42.90% 323	19.39% 146	753
No change to the current ordinance	58.44% 426	23.32% 170	18.24% 133	729

Q20 Currently most public parking in commercial districts is 90 minutes. There have been complaints that this does not allow enough time to “shop and dine”. Would you support extending the time limit to:

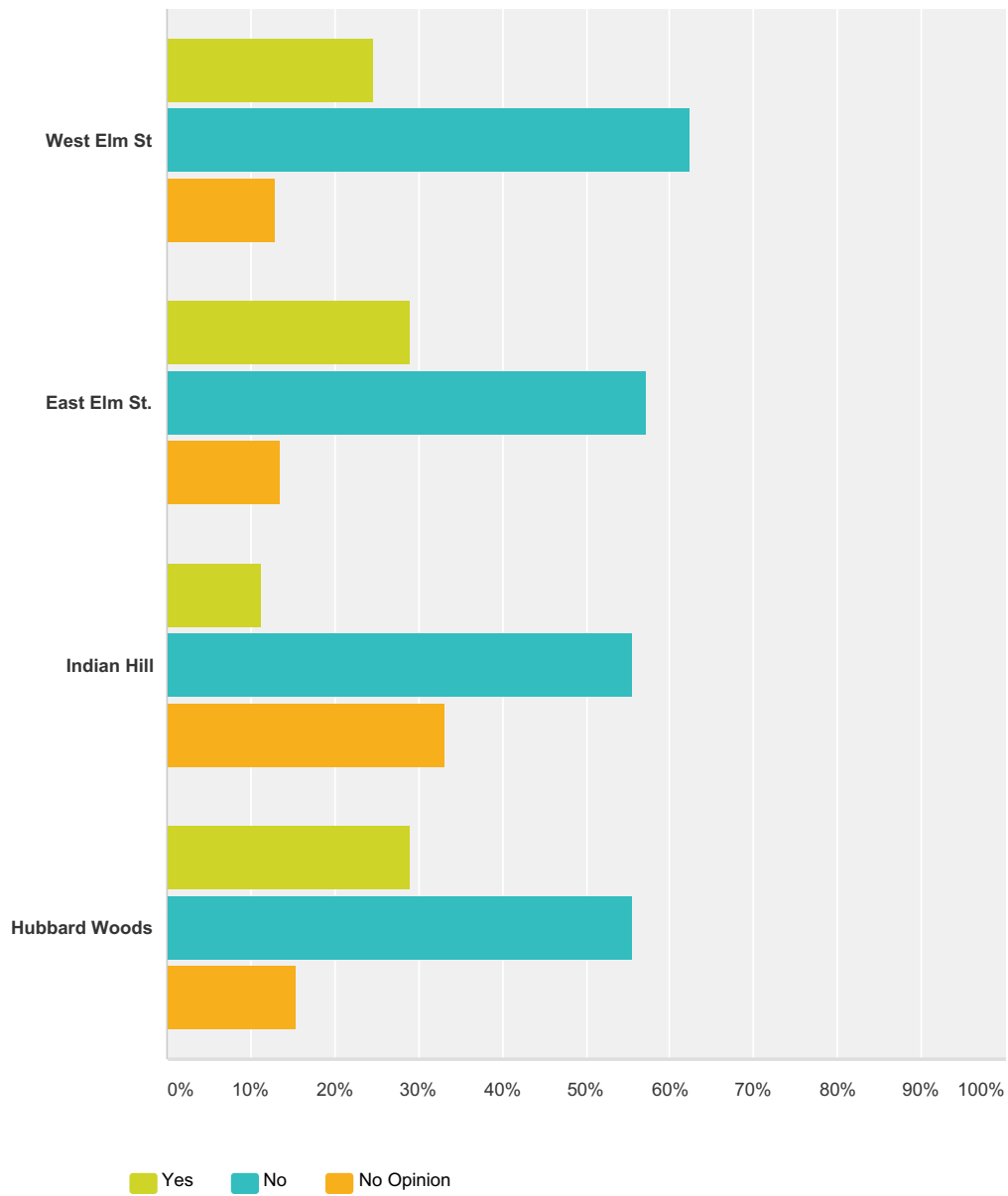
Answered: 830 Skipped: 54



	Yes	No	No Opinion	Total
2 hours	83.99% 640	9.71% 74	6.30% 48	762
3 hours	46.03% 336	45.34% 331	8.63% 63	730
4 hours	18.21% 126	72.40% 501	9.39% 65	692

Q21 Do the commercial districts need more public parking?

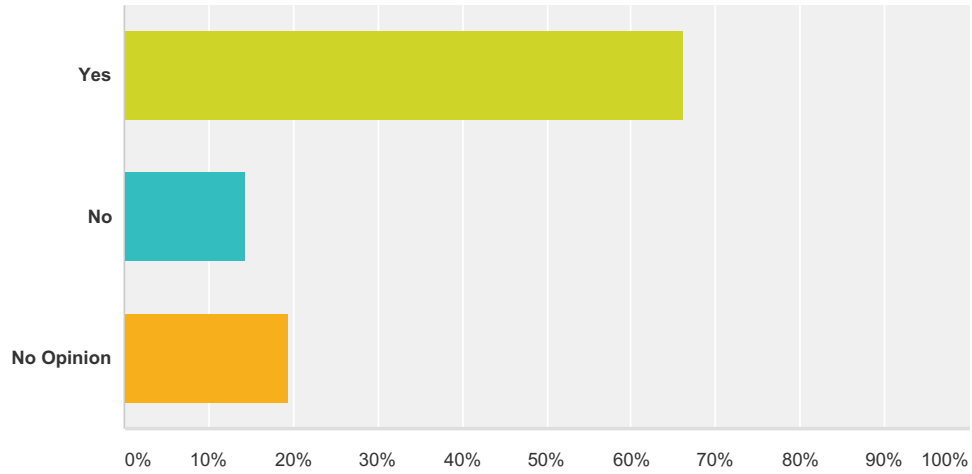
Answered: 825 Skipped: 59



	Yes	No	No Opinion	Total
West Elm St	24.60% 200	62.36% 507	13.04% 106	813
East Elm St.	29.08% 237	57.30% 467	13.62% 111	815
Indian Hill	11.37% 92	55.50% 449	33.13% 268	809
Hubbard Woods	28.97% 237	55.62% 455	15.40% 126	818

Q22 Do you support increased enforcement of regulations requiring employees of commercial district businesses to park in offsite employee lots?

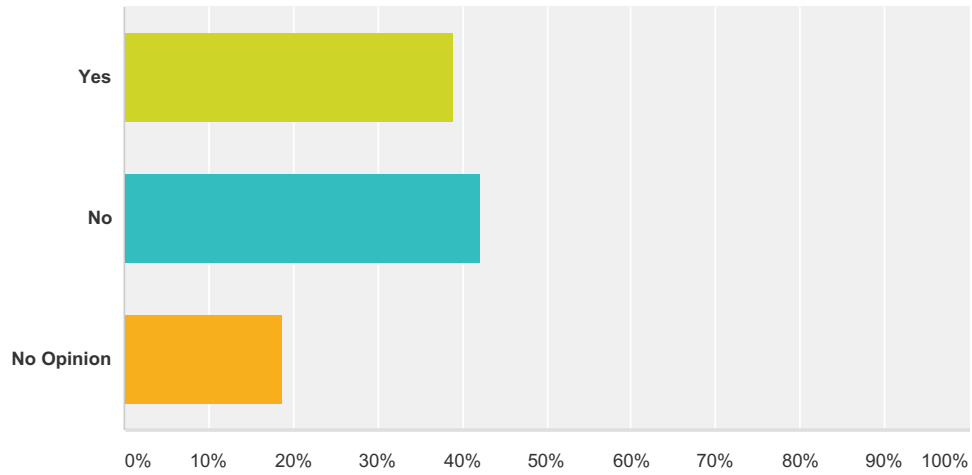
Answered: 820 Skipped: 64



Answer Choices	Responses
Yes	66.22% 543
No	14.39% 118
No Opinion	19.39% 159
Total	820

Q23 Housing Options Do you believe there is a sufficient supply of suitable housing in the Village (e.g., one floor condominiums/apartments or ranch style houses) to meet the needs of residents who would like to retire in the Village?

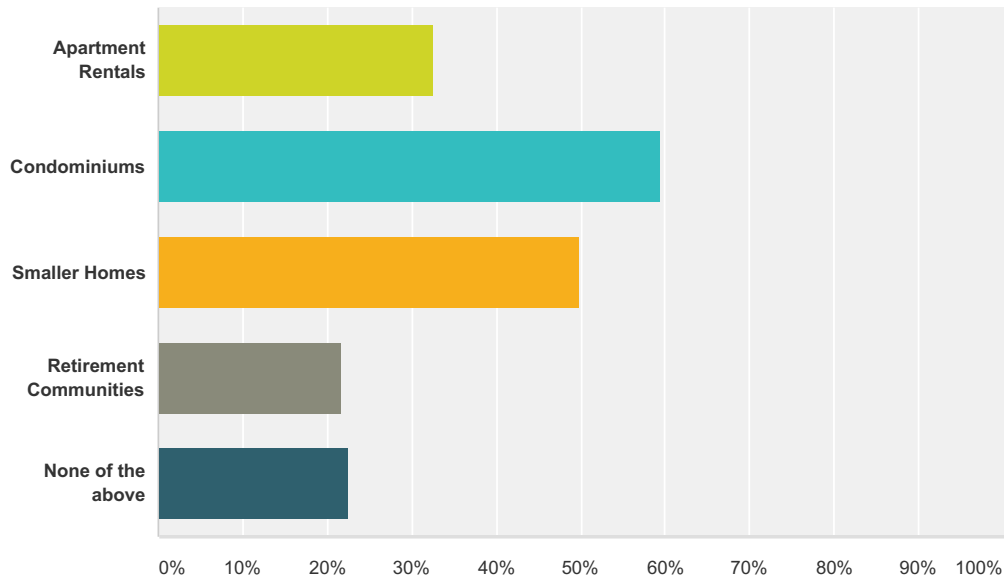
Answered: 826 Skipped: 58



Answer Choices	Responses
Yes	39.10% 323
No	42.13% 348
No Opinion	18.77% 155
Total	826

**Q24 What kind of suitable retirement housing would you like to see in Winnetka?
Check as many as you feel are needed.**

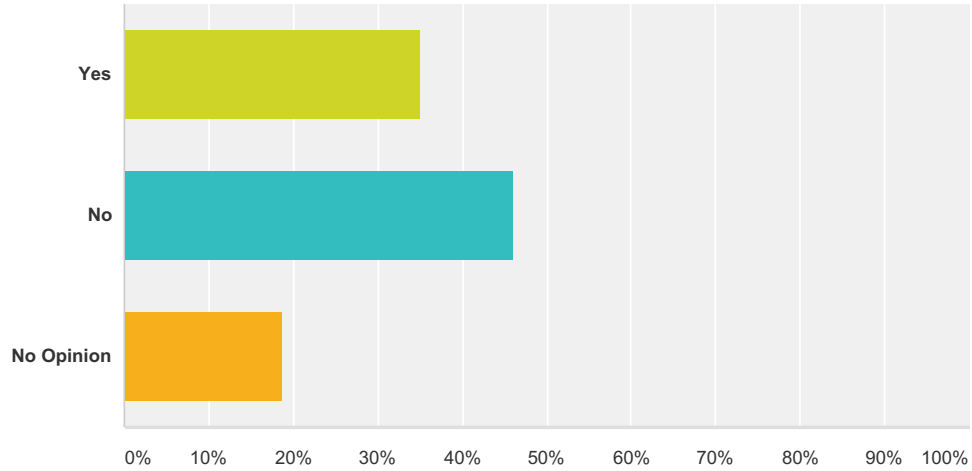
Answered: 805 Skipped: 79



Answer Choices	Responses
Apartment Rentals	32.55% 262
Condominiums	59.50% 479
Smaller Homes	49.94% 402
Retirement Communities	21.61% 174
None of the above	22.48% 181
Total Respondents: 805	

Q25 Police Should the Village put more resources (i.e, residential street cameras, increased patrols, vacation registry, identity theft and more) toward protecting homes against burglaries and vandalism?

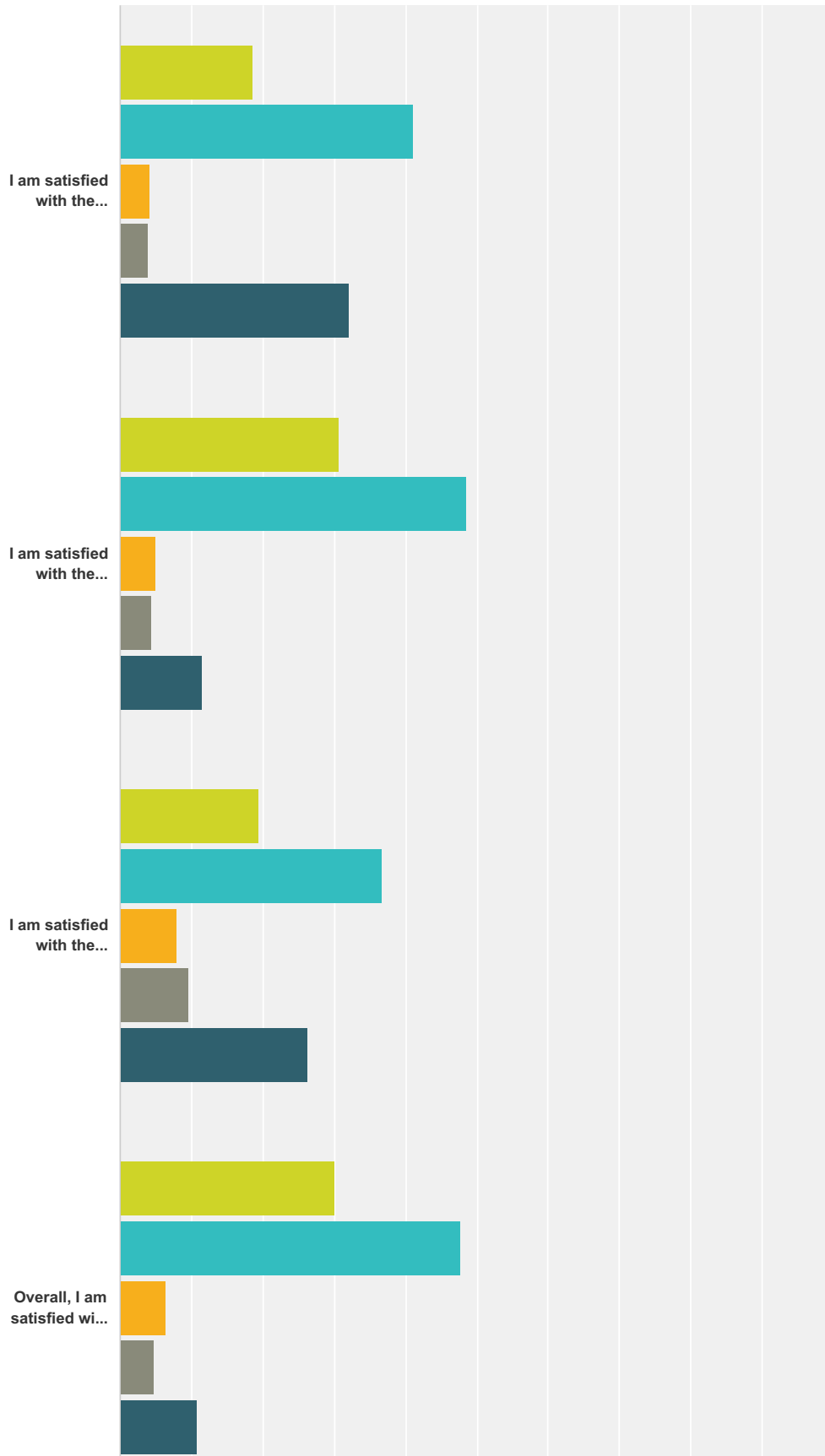
Answered: 828 Skipped: 56



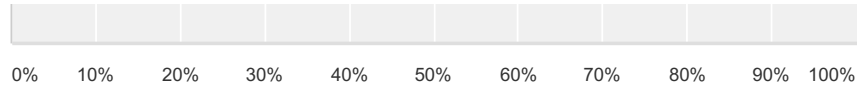
Answer Choices	Responses
Yes	35.14% 291
No	46.14% 382
No Opinion	18.72% 155
Total	828

Q28 Satisfaction Questions

Answered: 833 Skipped: 51



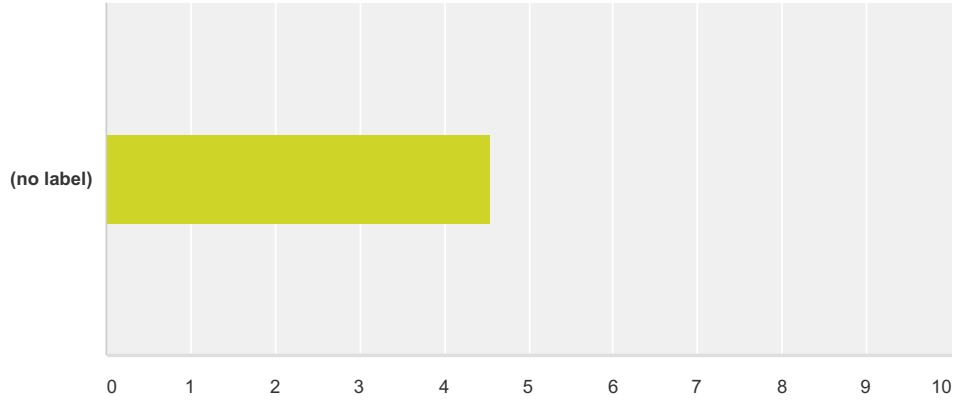
Winnetka Caucus Council 2015 Survey



	Strongly agree	Agree	Disagree	Strongly Disagree	Don't Know / No Opinion	Total
I am satisfied with the financial management of the Winnetka-Northfield Library.	18.61% 155	41.06% 342	4.20% 35	3.96% 33	32.17% 268	833
I am satisfied with the communications that come from the Winnetka-Northfield Library.	30.65% 255	48.56% 404	5.05% 42	4.33% 36	11.42% 95	832
I am satisfied with the performance of the Winnetka-Northfield Library Board.	19.32% 160	36.84% 305	7.97% 66	9.54% 79	26.33% 218	828
Overall, I am satisfied with the Winnetka-Northfield Library.	30.11% 249	47.88% 396	6.53% 54	4.72% 39	10.76% 89	827

Q29 How often does your household use the services offered by the Winnetka-Northfield Library? (choose one)

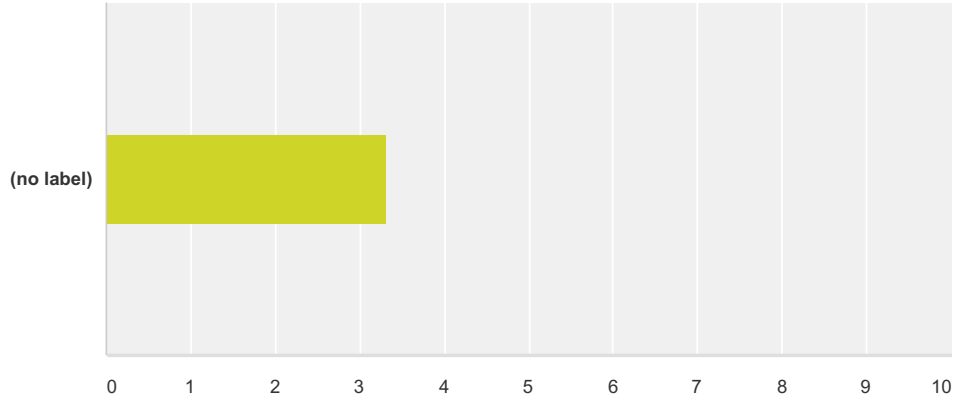
Answered: 831 Skipped: 53



	Once a week or more	At least once a month	Every 2 - 3 months	Several times a year	Once a year	Never	Total	Weighted Average
(no label)	30.57% 254	35.74% 297	11.07% 92	9.75% 81	6.38% 53	6.50% 54	831	4.55

Q30 I am satisfied with the level of service our household received from the Winnetka-Northfield Library?

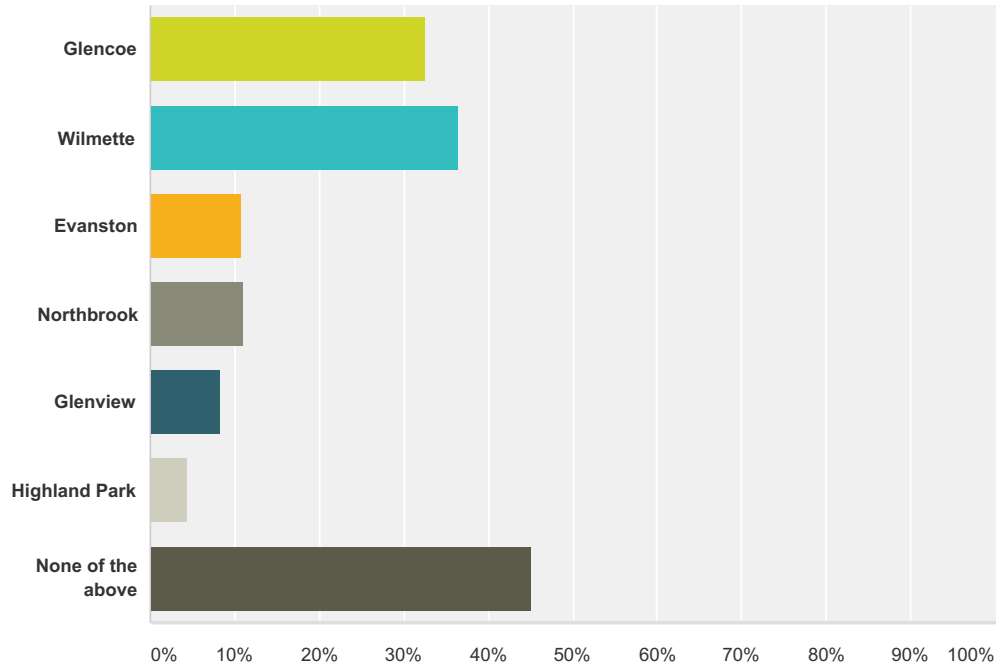
Answered: 830 Skipped: 54



	Strongly Agree	Agree	Disagree	Strongly Disagree	Don't Know / Have Not Visited	Total	Weighted Average
(no label)	37.23% 309	49.28% 409	3.25% 27	2.17% 18	8.07% 67	830	3.32

Q31 In the past year have you or a family member visited other public libraries in the area? Choose all that apply or None of the above.

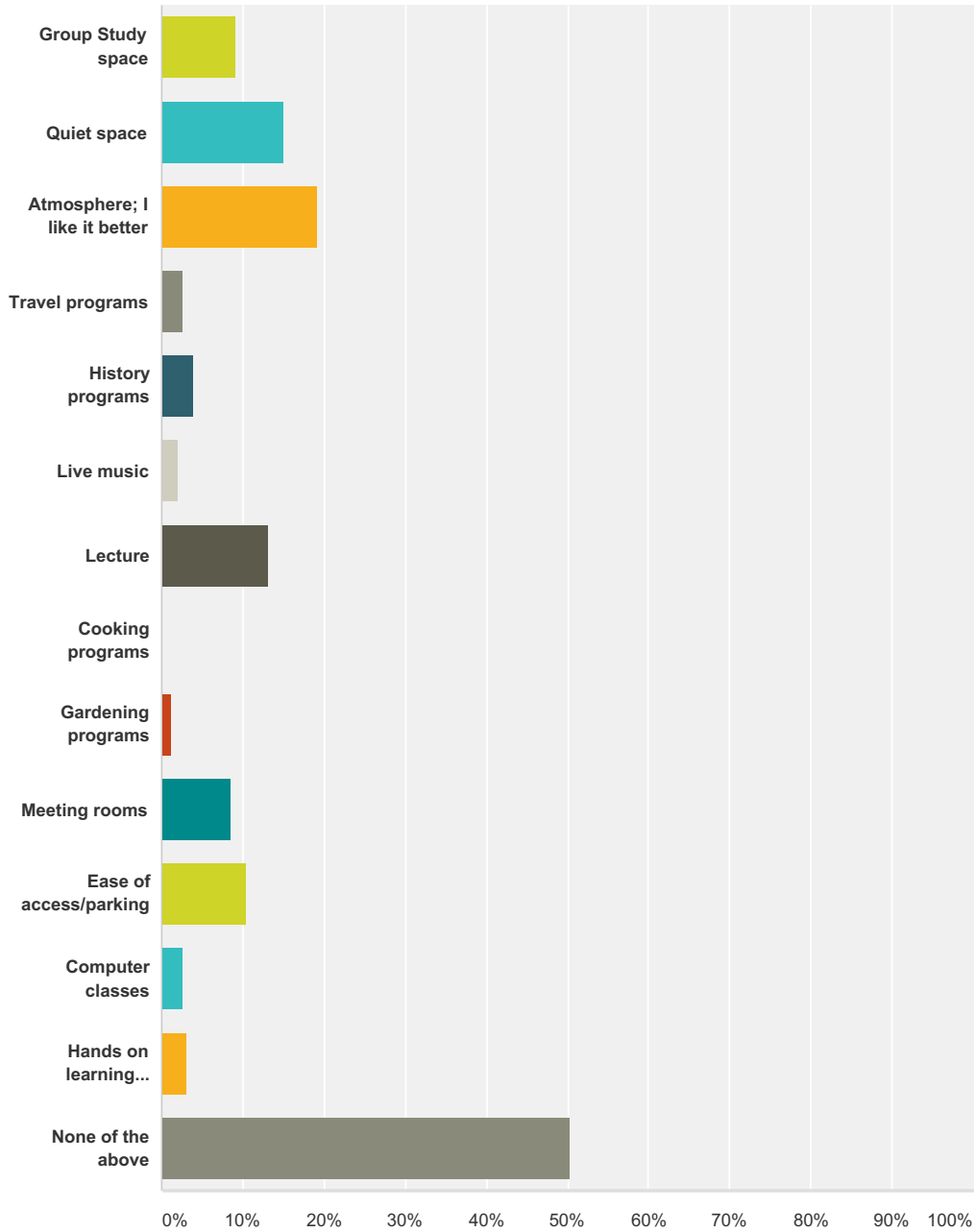
Answered: 806 Skipped: 78



Answer Choices	Responses
Glencoe	32.63% 263
Wilmette	36.60% 295
Evanston	10.92% 88
Northbrook	11.17% 90
Glenview	8.44% 68
Highland Park	4.34% 35
None of the above	45.04% 363
Total Respondents: 806	

**Q32 If you visited another public library in the past year, how or why have you or a family member used the other library?
Choose all that apply.**

Answered: 490 Skipped: 394



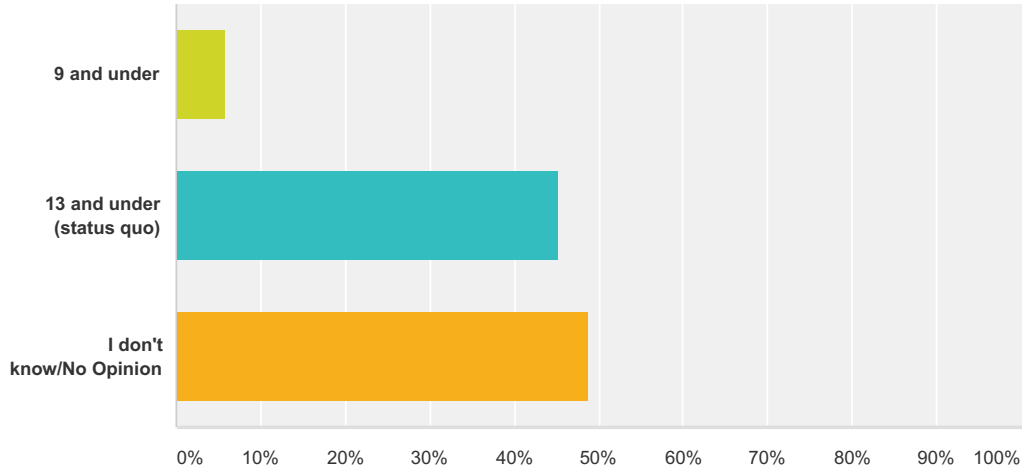
Answer Choices	Responses	Count
Group Study space	9.18%	45
Quiet space	15.10%	74
Atmosphere; I like it better	19.18%	94

Winnetka Caucus Council 2015 Survey

Travel programs	2.65%	13
History programs	3.88%	19
Live music	2.04%	10
Lecture	13.06%	64
Cooking programs	0.00%	0
Gardening programs	1.22%	6
Meeting rooms	8.57%	42
Ease of access/parking	10.41%	51
Computer classes	2.65%	13
Hands on learning program	3.06%	15
None of the above	50.41%	247
Total Respondents: 490		

Q33 Currently, the Youth Department services the needs of children 13 and under. What ages do you think the Youth Department should focus on going forward?

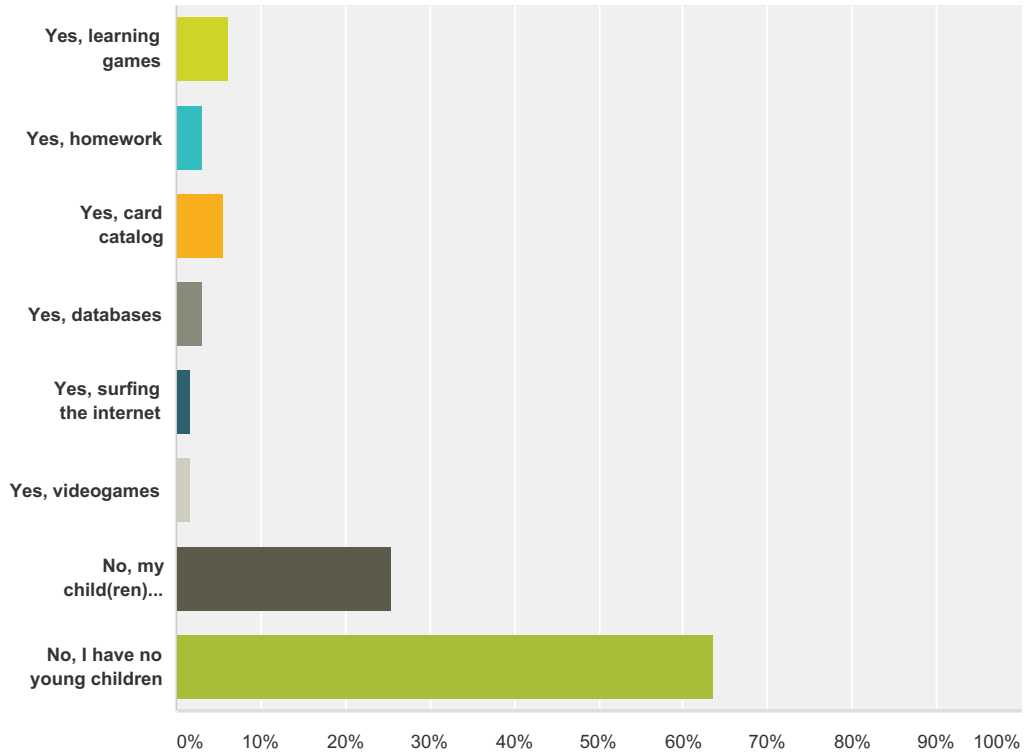
Answered: 824 Skipped: 60



Answer Choices	Responses
9 and under	5.95% 49
13 and under (status quo)	45.27% 373
I don't know/No Opinion	48.79% 402
Total	824

**Q34 Do your children use the available technology (computers) in the Youth department and what do they use it for?
Check all that apply**

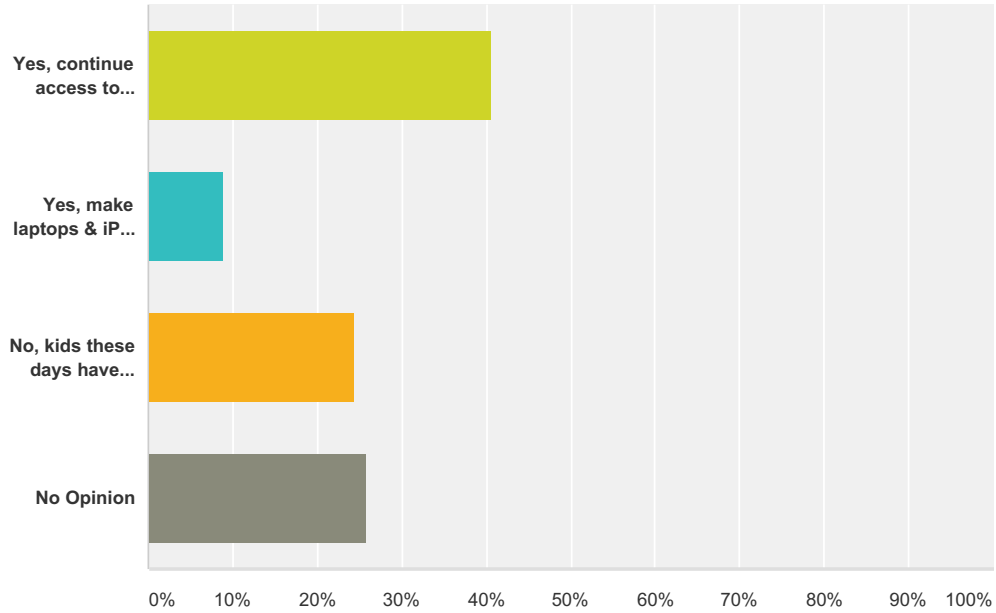
Answered: 808 Skipped: 76



Answer Choices	Responses
Yes, learning games	6.19% 50
Yes, homework	3.22% 26
Yes, card catalog	5.57% 45
Yes, databases	3.09% 25
Yes, surfing the internet	1.73% 14
Yes, videogames	1.61% 13
No, my child(ren) don't use the available technology	25.37% 205
No, I have no young children	63.74% 515
Total Respondents: 808	

Q35 Should the Winnetka-Northfield Library continue to incorporate technology into the Youth Department?

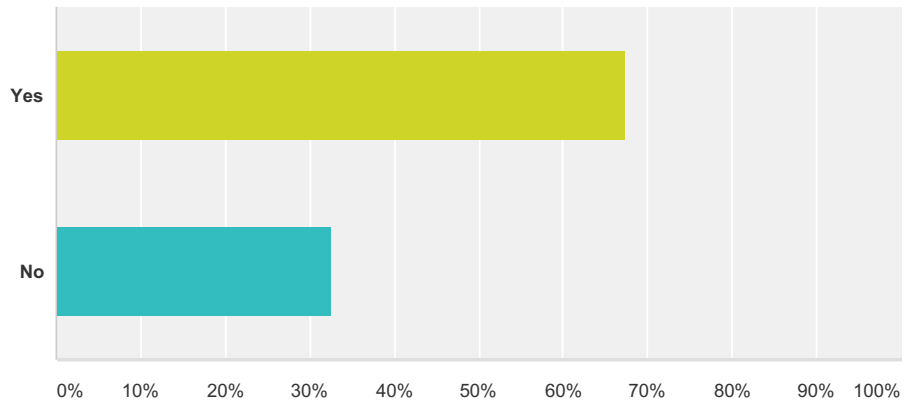
Answered: 826 Skipped: 58



Answer Choices	Responses
Yes, continue access to desktop computers	40.80% 337
Yes, make laptops & iPads available for checkout	8.96% 74
No, kids these days have enough access to technology	24.46% 202
No Opinion	25.79% 213
Total	826

Q36 Are you aware of the genealogy collection at the Winnetka Library?

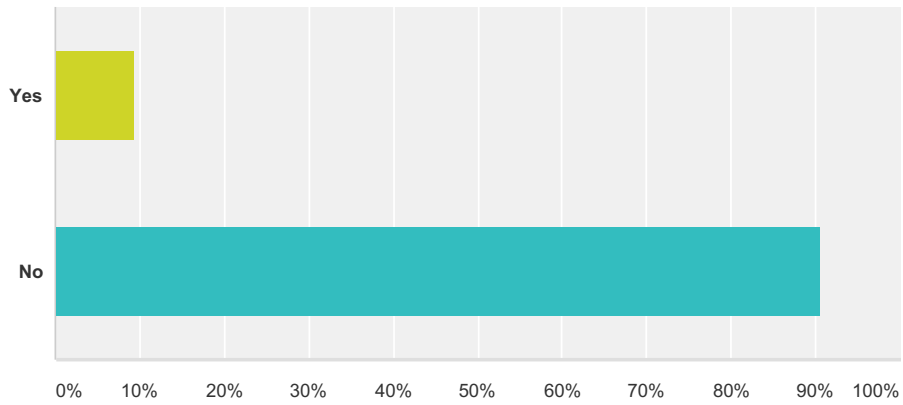
Answered: 836 Skipped: 48



Answer Choices	Responses	
Yes	67.46%	564
No	32.54%	272
Total		836

Q37 Have you used the genealogy collection in the past year?

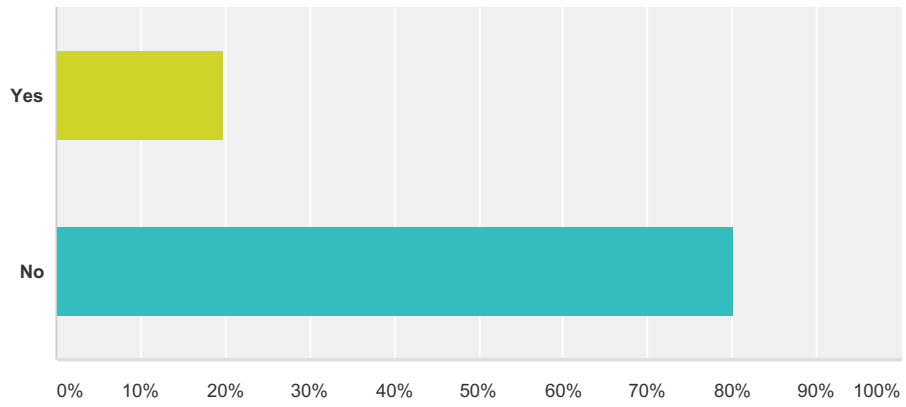
Answered: 834 Skipped: 50



Answer Choices	Responses
Yes	9.47% 79
No	90.53% 755
Total	834

Q38 Do you plan to use the genealogy collection in the next year?

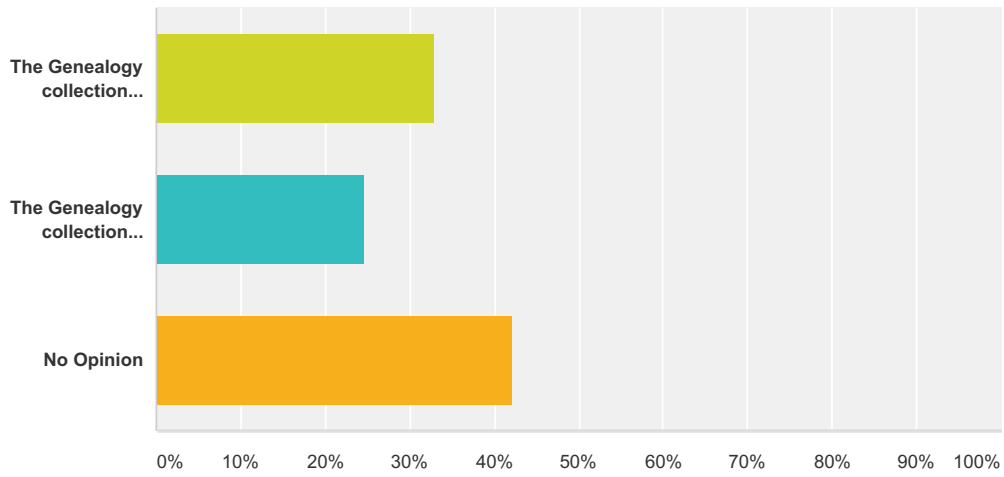
Answered: 823 Skipped: 61



Answer Choices	Responses	
Yes	19.93%	164
No	80.07%	659
Total		823

Q39 What is your opinion on the Library Board's decision regarding the genealogy collection?

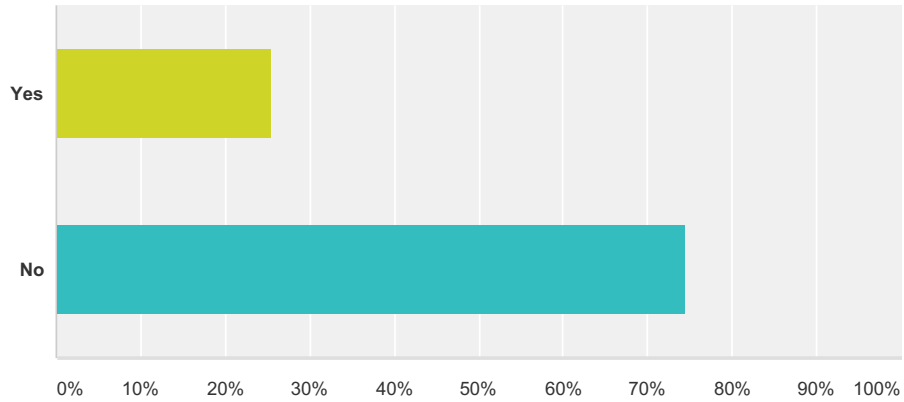
Answered: 833 Skipped: 51



Answer Choices	Responses	
The Genealogy collection should be restored to the basement of the Winnetka library and actively promoted	33.01%	275
The Genealogy collection should be moved to another library and the space utilized differently.	24.73%	206
No Opinion	42.26%	352
Total		833

Q40 Given the space constraints of the current library, would you favor building a new Winnetka Library, funded by taxpayers?

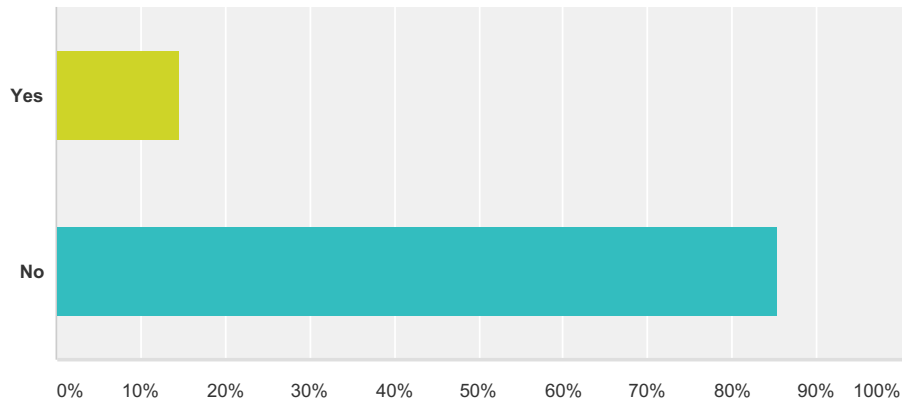
Answered: 829 Skipped: 55



Answer Choices	Responses
Yes	25.45% 211
No	74.55% 618
Total	829

Q41 Would you consider donating with naming rights to a new Winnetka Library?

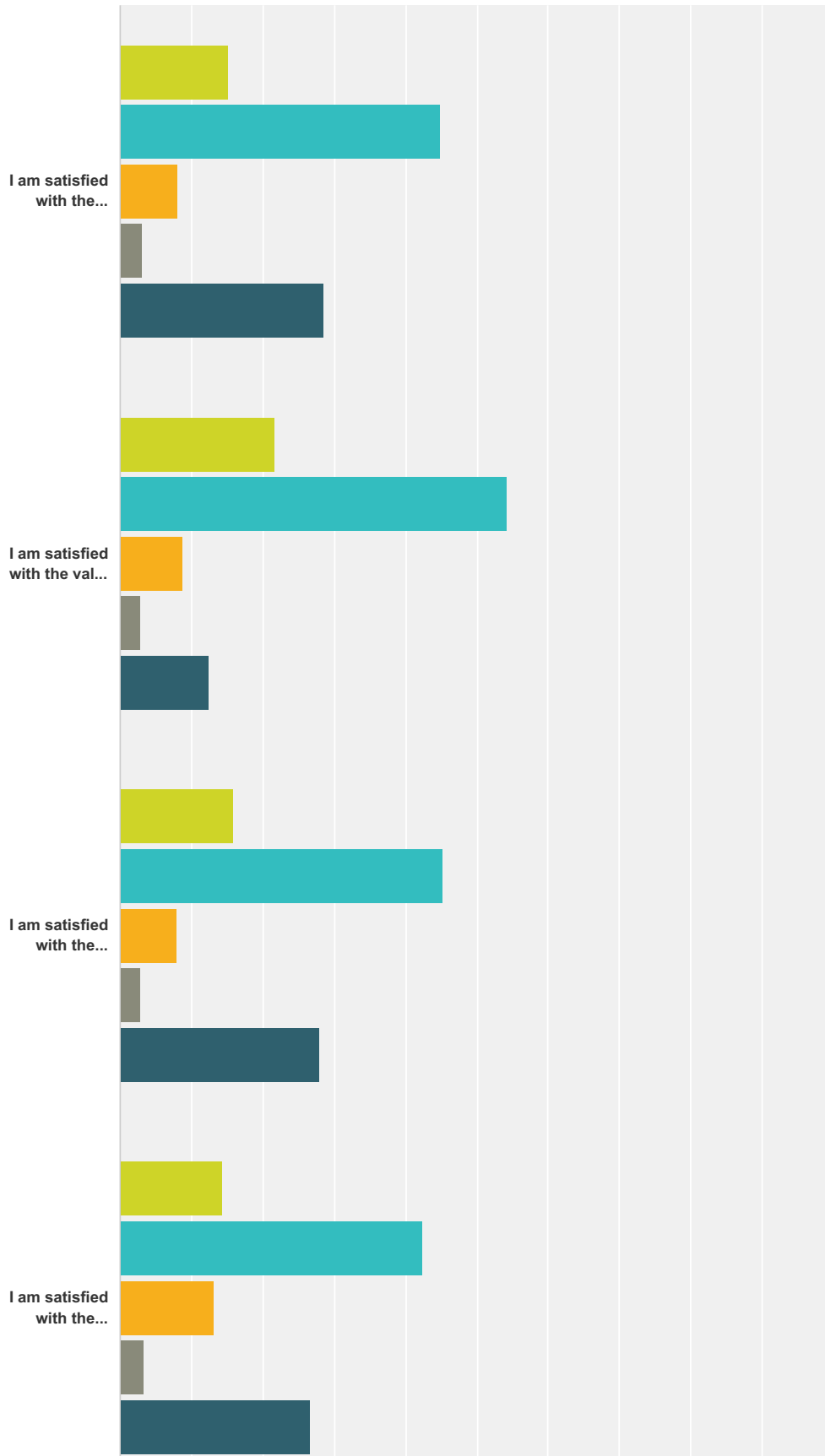
Answered: 822 Skipped: 62



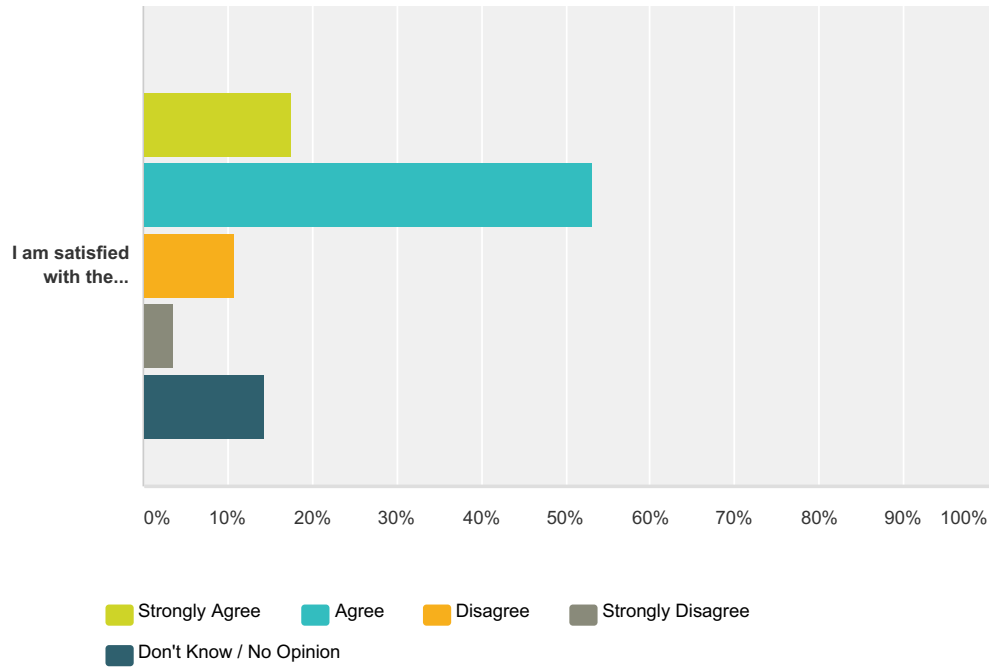
Answer Choices	Responses
Yes	14.60% 120
No	85.40% 702
Total	822

Q43 Satisfaction Questions.

Answered: 830 Skipped: 54



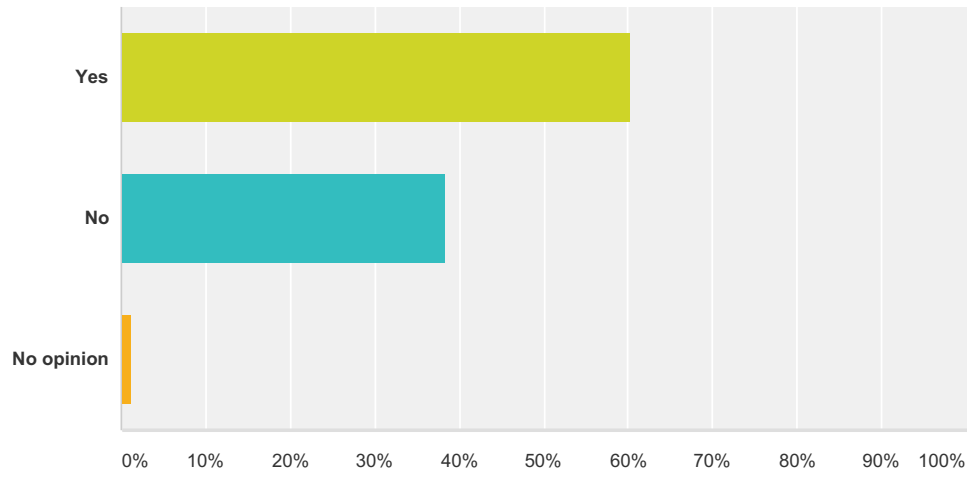
Winnetka Caucus Council 2015 Survey



	Strongly Agree	Agree	Disagree	Strongly Disagree	Don't Know / No Opinion	Total
I am satisfied with the financial management of the WPD.	15.15% 125	44.97% 371	8.12% 67	3.15% 26	28.61% 236	825
I am satisfied with the value that I receive from the WPD.	21.62% 179	54.35% 450	8.70% 72	2.90% 24	12.44% 103	828
I am satisfied with the performance by the Board of Commissioners for the WPD.	15.80% 130	45.32% 373	7.90% 65	2.92% 24	28.07% 231	823
I am satisfied with the communication about finances that I receive from the WPD.	14.36% 118	42.46% 349	13.14% 108	3.28% 27	26.76% 220	822
I am satisfied with the communication of major initiatives that I receive from the WPD.	17.64% 145	53.28% 438	10.95% 90	3.65% 30	14.48% 119	822

Q44 Were you aware of the WPD Lakefront Master Plan?

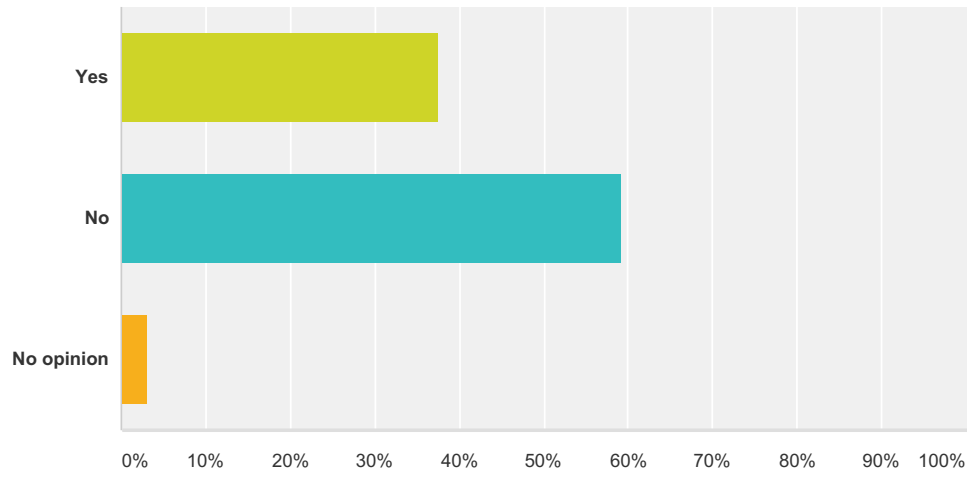
Answered: 830 Skipped: 54



Answer Choices	Responses
Yes	60.36% 501
No	38.31% 318
No opinion	1.33% 11
Total	830

Q45 Have you had an opportunity to review the initial proposals?

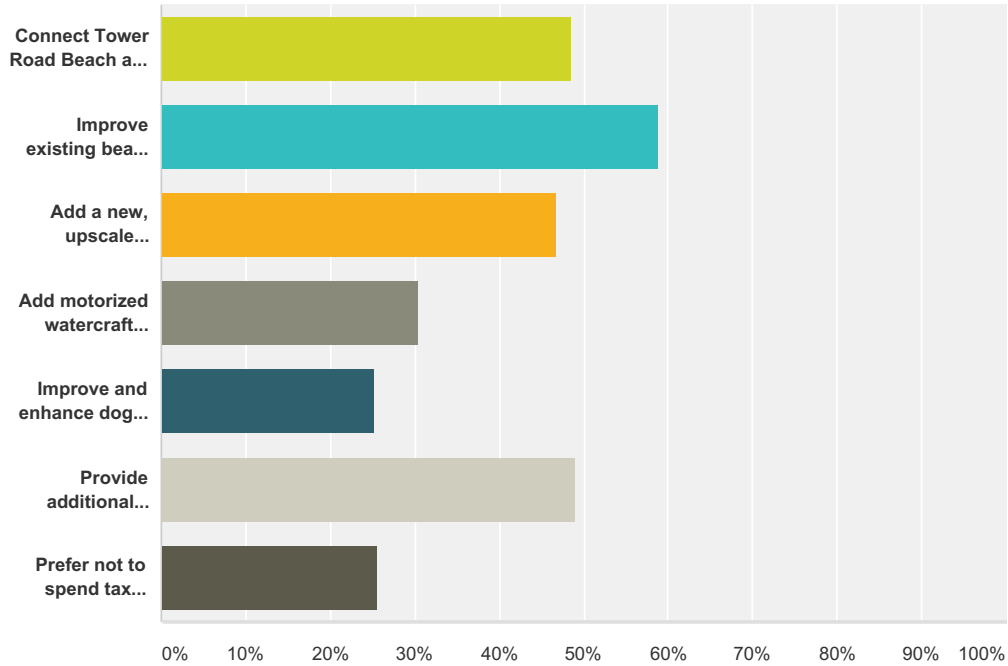
Answered: 827 Skipped: 57



Answer Choices	Responses
Yes	37.61% 311
No	59.25% 490
No opinion	3.14% 26
Total	827

Q46 As part of any proposed plan for the beaches would you support the following (check all that apply):

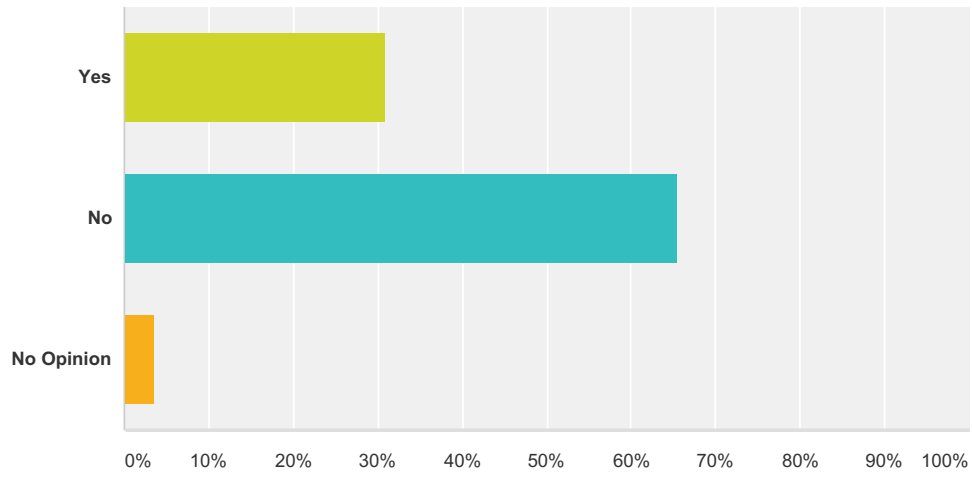
Answered: 769 Skipped: 115



Answer Choices	Responses	
Connect Tower Road Beach and Lloyd Beach	48.63%	374
Improve existing beach houses	58.91%	453
Add a new, upscale lakefront food and beverage venue	46.68%	359
Add motorized watercraft storage and rental opportunities	30.43%	234
Improve and enhance dog park opportunities	25.36%	195
Provide additional activities for paddle boarding and open water swim lanes	49.15%	378
Prefer not to spend tax dollars on beach projects.	25.62%	197
Total Respondents: 769		

Q50 Were you aware of this planning process?

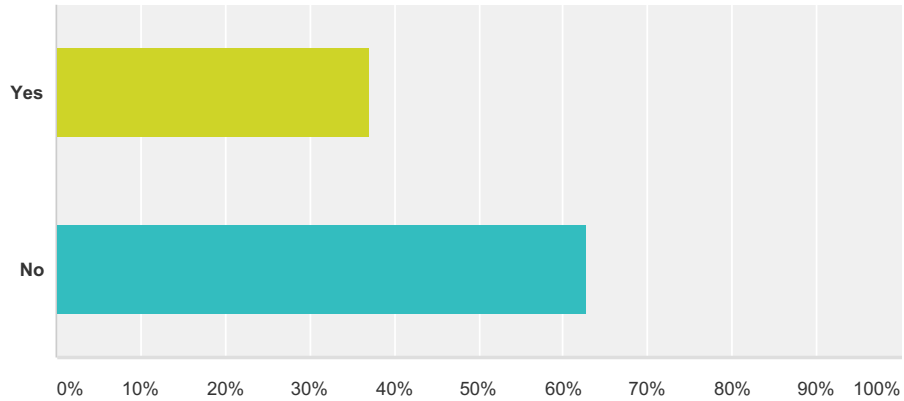
Answered: 818 Skipped: 66



Answer Choices	Responses
Yes	30.93% 253
No	65.53% 536
No Opinion	3.55% 29
Total	818

Q53 Within the past five years, has your household included any school age children (K-8) who were enrolled in Winnetka Public Schools (Crow Island, Greeley, Hubbard Woods, Skokie, Washburne)?

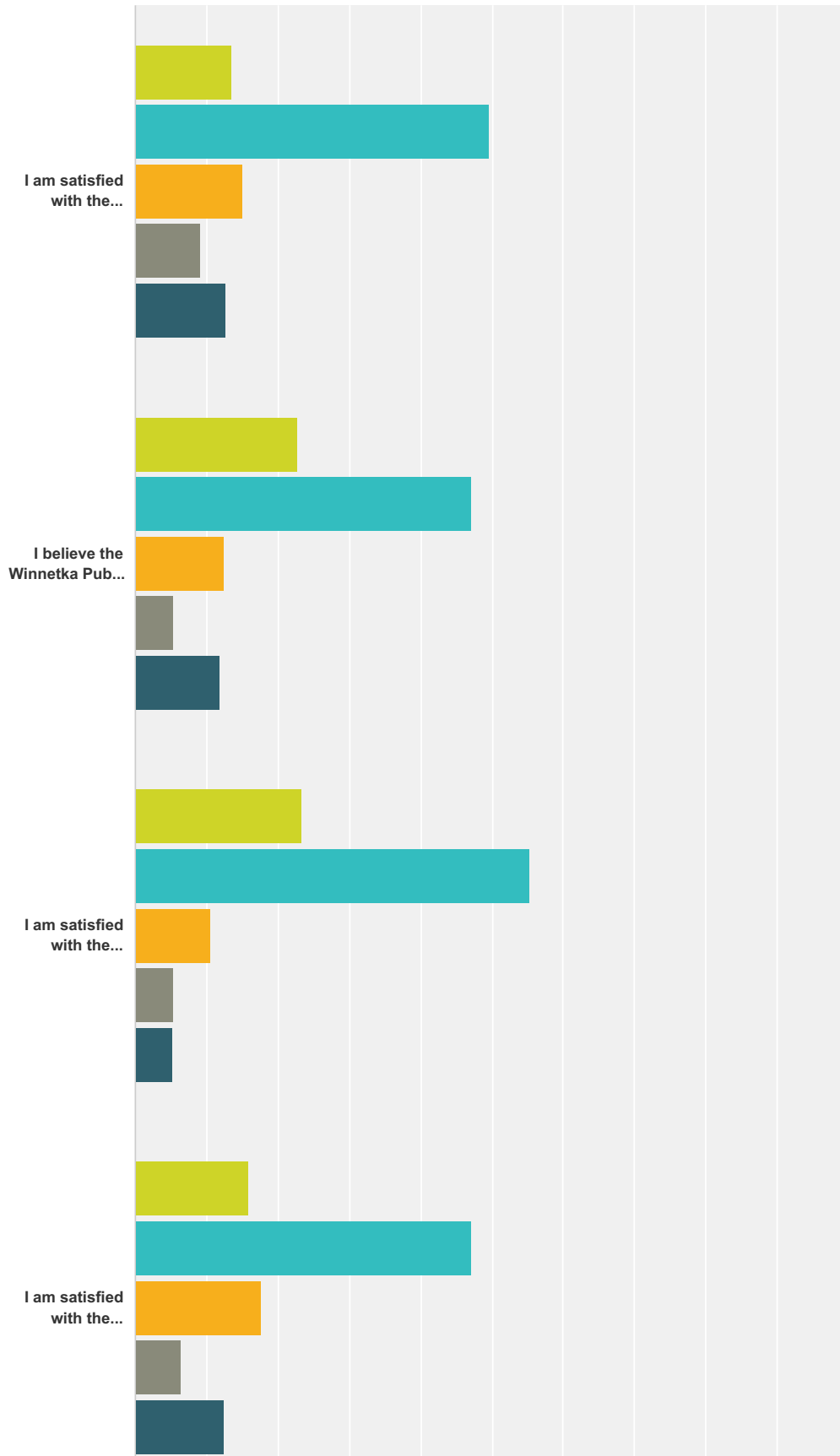
Answered: 824 Skipped: 60



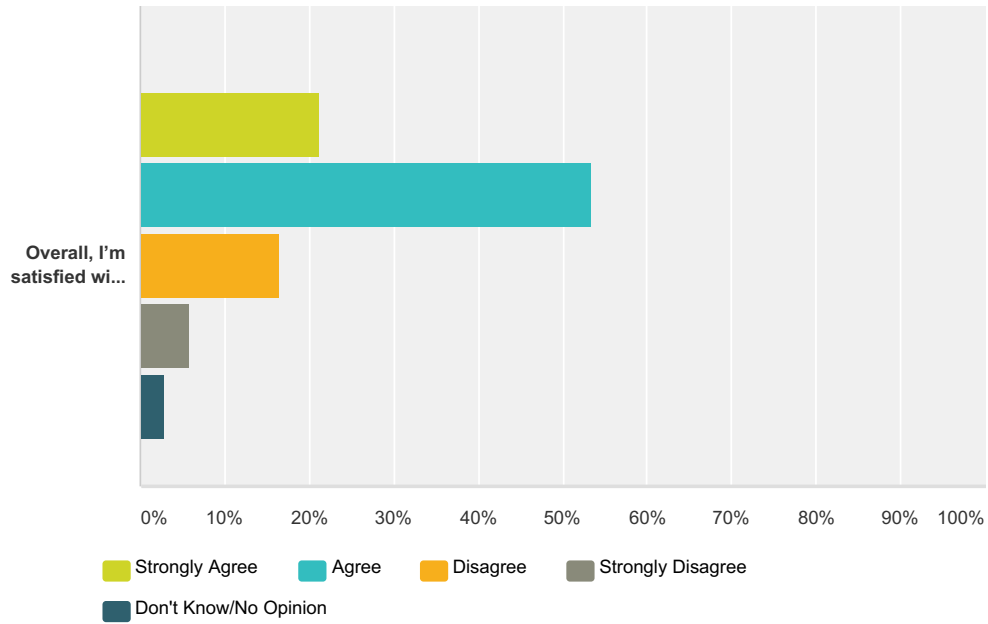
Answer Choices	Responses
Yes	37.14% 306
No	62.86% 518
Total	824

Q54 Satisfaction Questions.

Answered: 309 Skipped: 575



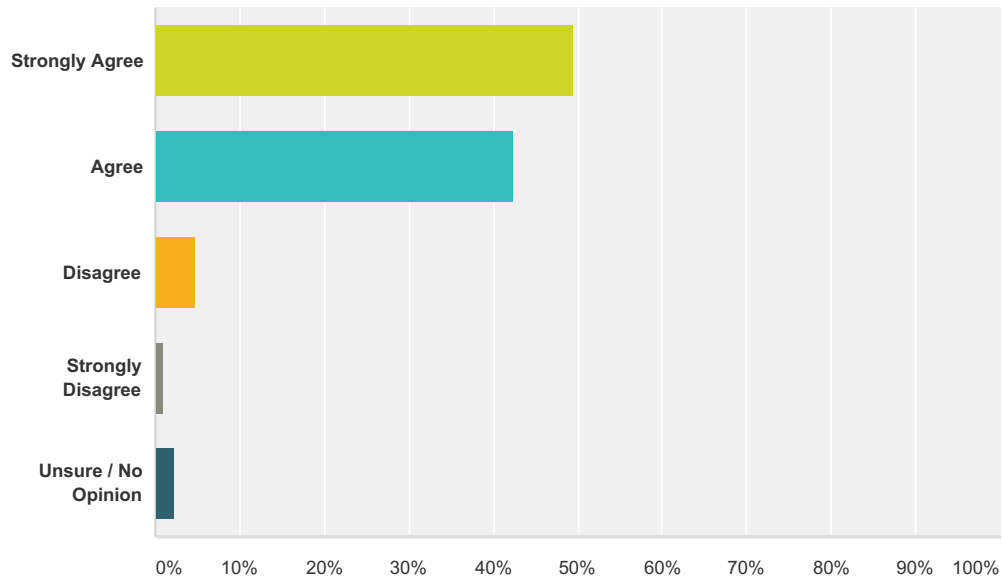
Winnetka Caucus Council 2015 Survey



	Strongly Agree	Agree	Disagree	Strongly Disagree	Don't Know/No Opinion	Total
I am satisfied with the financial management of the Winnetka Public Schools.	13.64% 42	49.68% 153	14.94% 46	9.09% 28	12.66% 39	308
I believe the Winnetka Public Schools does a good job of preparing students for success in high school.	22.65% 70	47.25% 146	12.62% 39	5.50% 17	11.97% 37	309
I am satisfied with the communications that come from the District.	23.30% 72	55.34% 171	10.68% 33	5.50% 17	5.18% 16	309
I am satisfied with the performance of the School Board.	15.86% 49	47.25% 146	17.80% 55	6.47% 20	12.62% 39	309
Overall, I'm satisfied with the Winnetka Public Schools.	21.36% 66	53.40% 165	16.50% 51	5.83% 18	2.91% 9	309

Q55 I believe Winnetka's home/real estate values correlate directly with the reputation of Winnetka Public Schools.

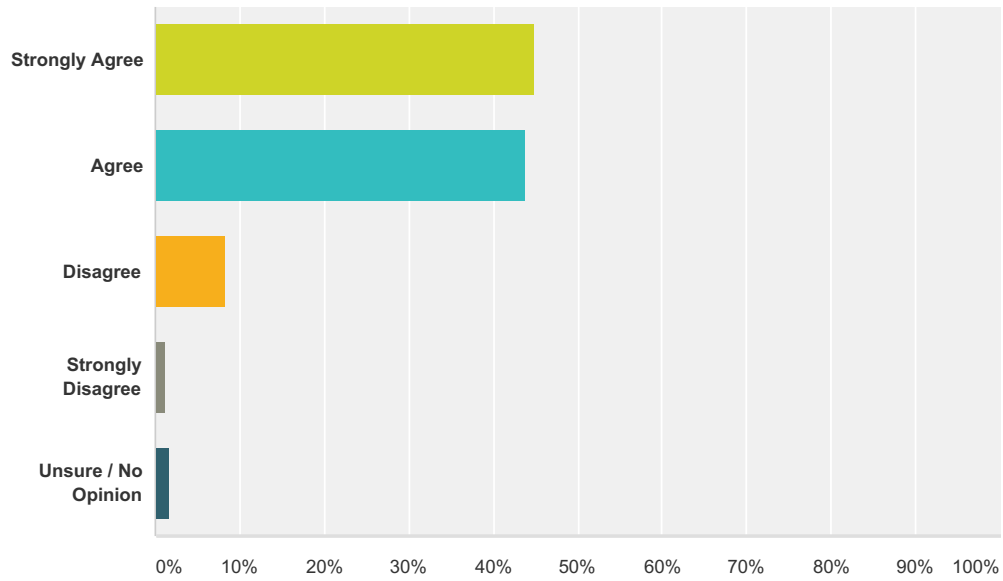
Answered: 309 Skipped: 575



Answer Choices	Responses
Strongly Agree	49.51% 153
Agree	42.39% 131
Disagree	4.85% 15
Strongly Disagree	0.97% 3
Unsure / No Opinion	2.27% 7
Total	309

Q56 I moved to Winnetka because of the reputation Winnetka's Public Schools.

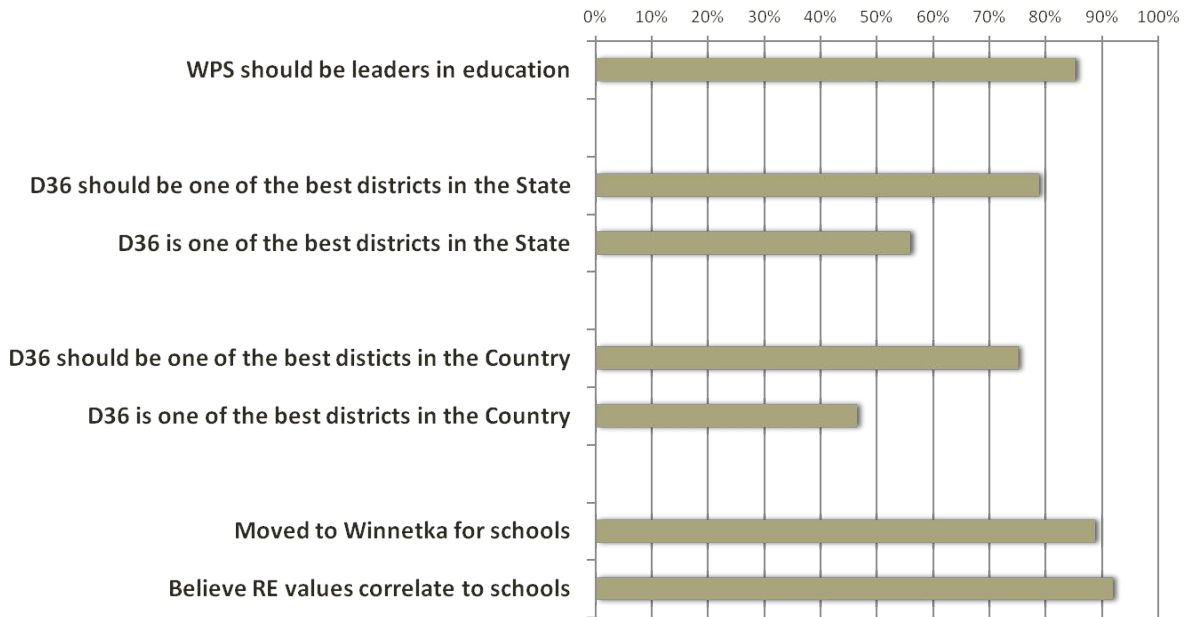
Answered: 310 Skipped: 574



Answer Choices	Responses	
Strongly Agree	44.84%	139
Agree	43.87%	136
Disagree	8.39%	26
Strongly Disagree	1.29%	4
Unsure / No Opinion	1.61%	5
Total		310

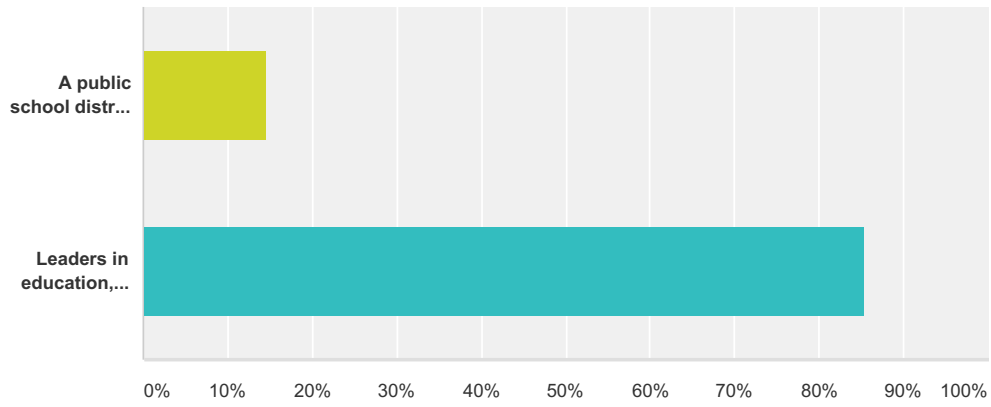
Uíi Á @Á[Á[~ Á^|aç^Á[Á^Á[~ Á[~ Á@Á ā }^d æÚ à|ÁÚ&@[|
Uíi Á @Á@ ~ |áÁ^Á[~ Á[~ Á@Á Q}^d æÚ à|ÁÚ&@[|•Á

Percent strongly agreeing/agreeing



Q59 Do you believe Winnetka Public Schools should be: (select one)

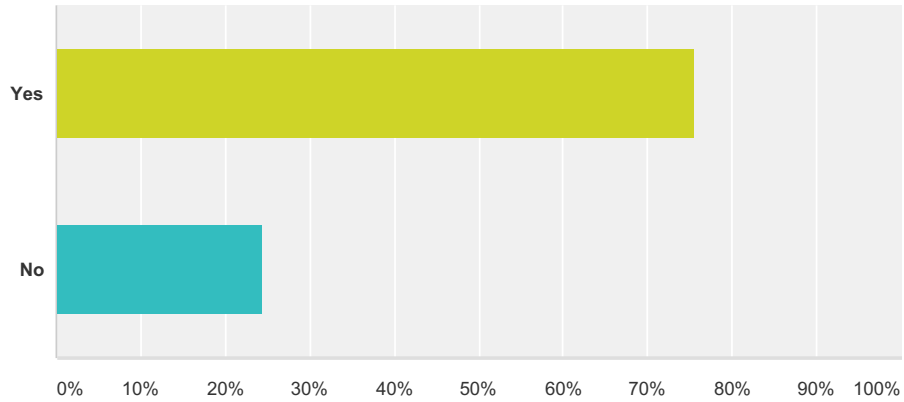
Answered: 307 Skipped: 577



Answer Choices	Responses
A public school district comparable to other public schools in the area	14.66% 45
Leaders in education, innovation, and setting standards for education in the state and around the country	85.34% 262
Total	307

Q60 Do you now or did you at one time have children that attended Winnetka Public Schools (Crow Island, Greeley, Hubbard Woods, Skokie, Washburne)?

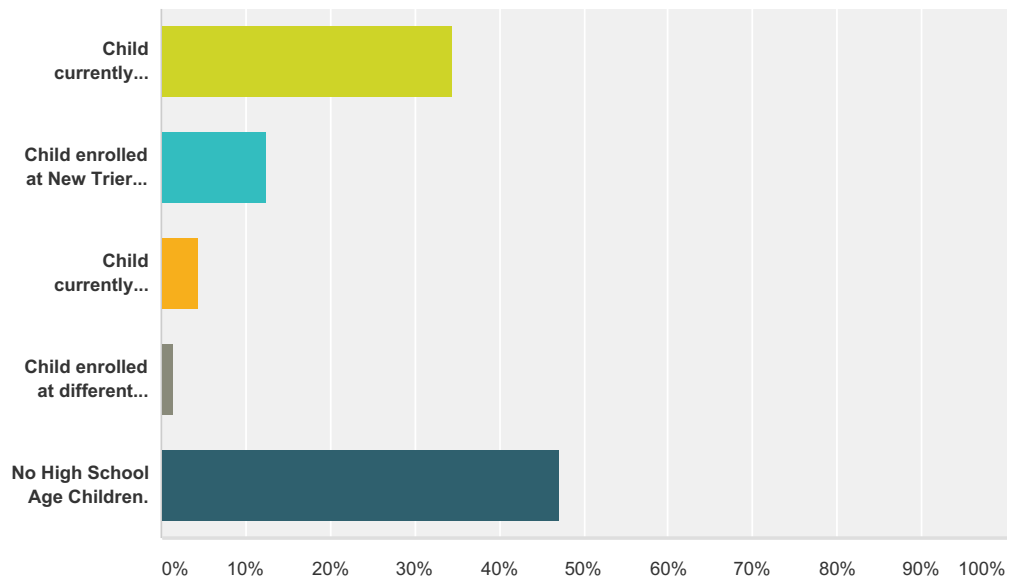
Answered: 825 Skipped: 59



Answer Choices	Responses
Yes	75.64% 624
No	24.36% 201
Total	825

Q61 High School Age Children within the past 5 years.

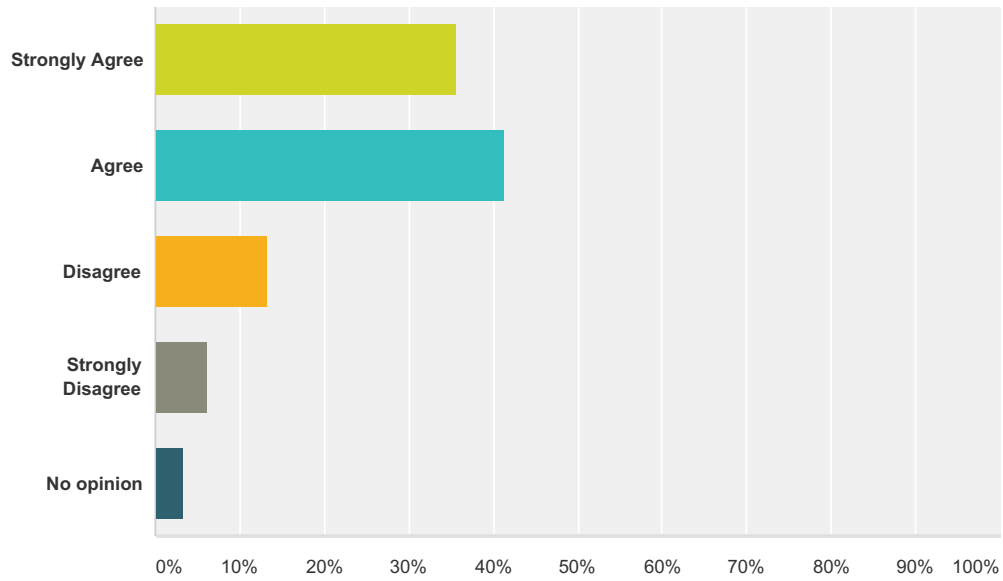
Answered: 619 Skipped: 265



Answer Choices	Responses	Count
Child currently enrolled or enrolled at New Trier within past 5 years.	34.41%	213
Child enrolled at New Trier more than 5 years ago.	12.60%	78
Child currently enrolled or enrolled at different high school.	4.36%	27
Child enrolled at different high school more than 5 years ago.	1.45%	9
No High School Age Children.	47.17%	292
Total		619

Q62 My child was well prepared for High School by the Winnetka Public Schools.

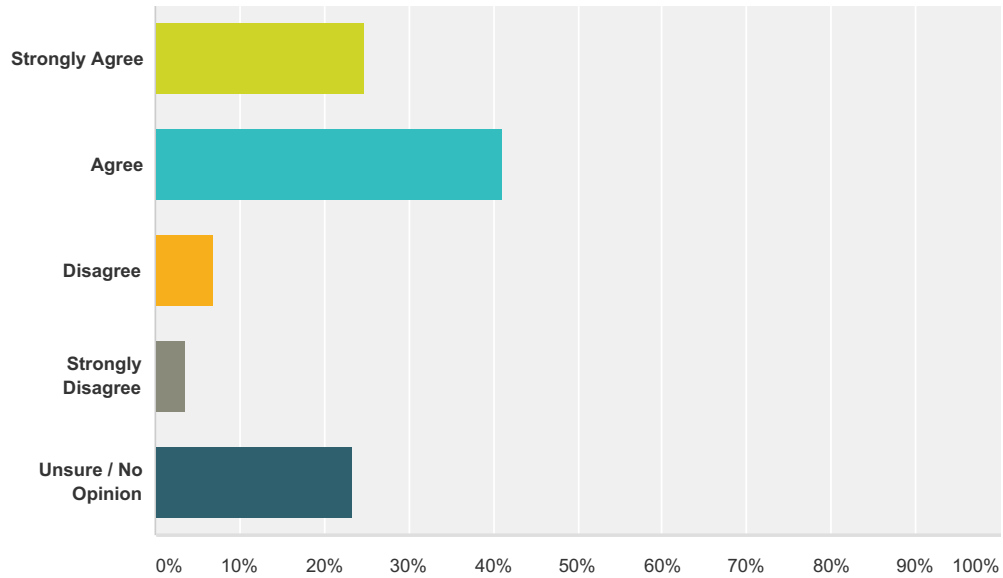
Answered: 324 Skipped: 560



Answer Choices	Responses	
Strongly Agree	35.80%	116
Agree	41.36%	134
Disagree	13.27%	43
Strongly Disagree	6.17%	20
No opinion	3.40%	11
Total		324

Q63 I believe that the Winnetka Public Schools prepare our children for "Success in the 21st century" (Collaboration, digital literacy, critical thinking, and problem-solving).

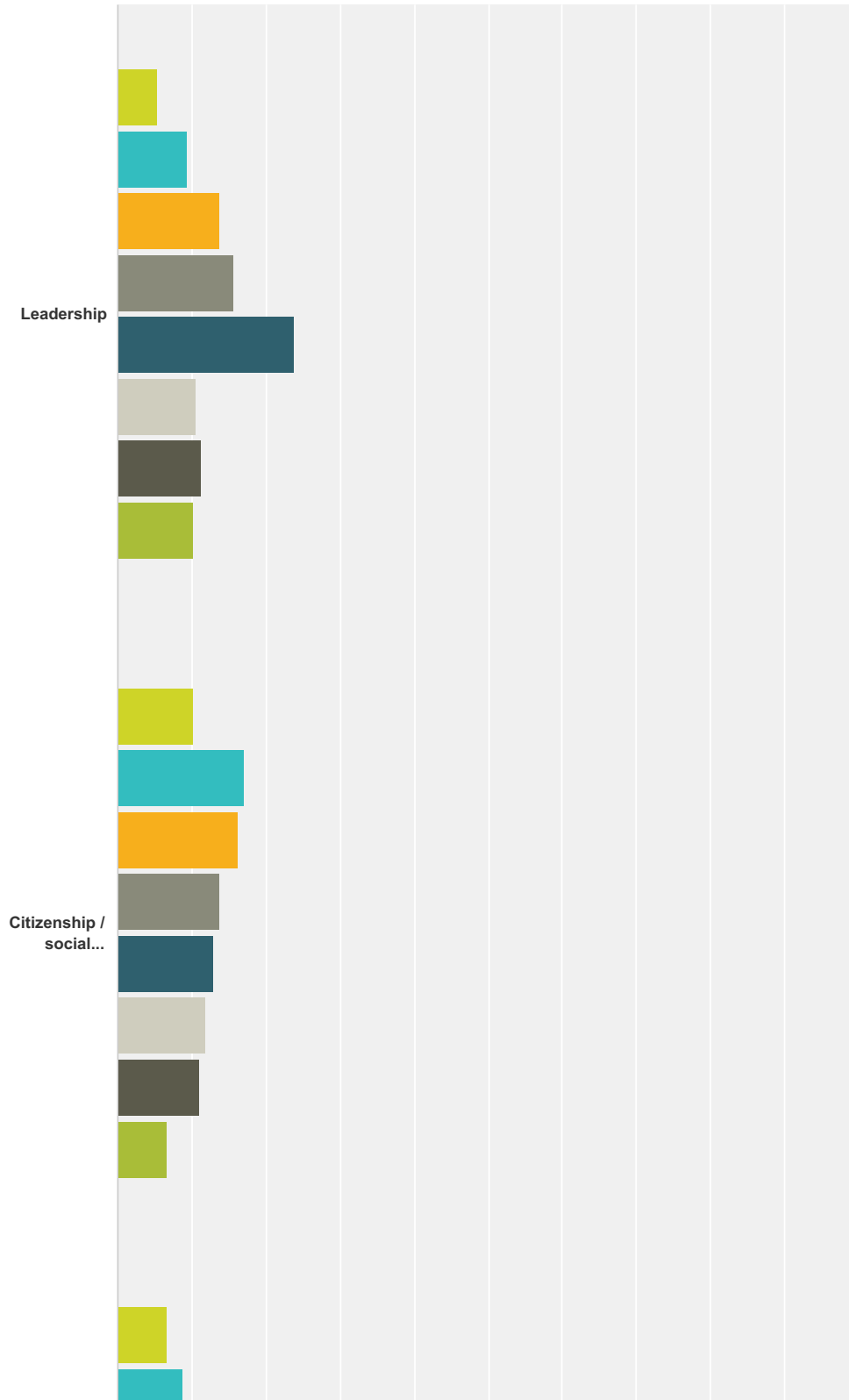
Answered: 802 Skipped: 82



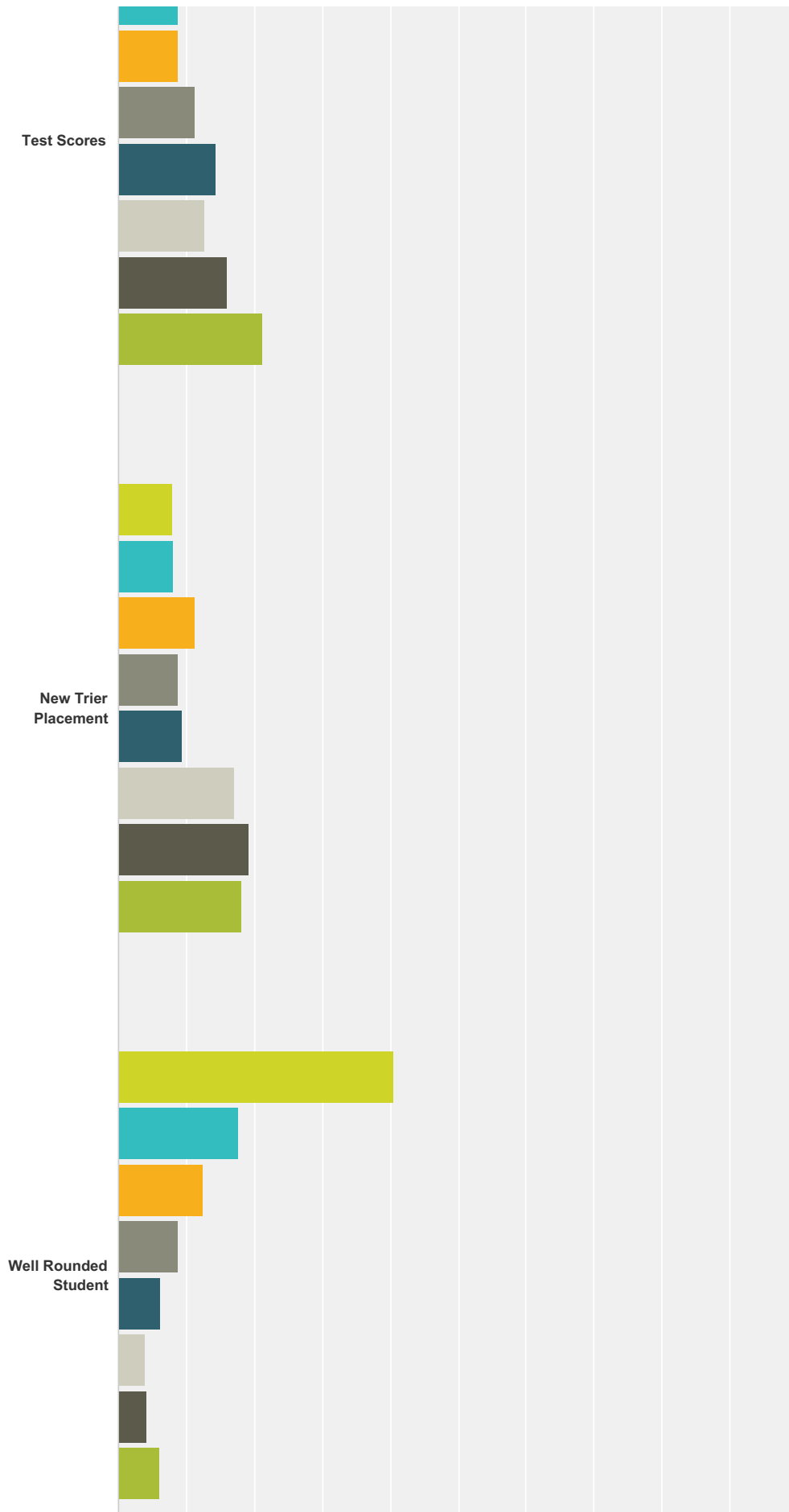
Answer Choices	Responses	Count
Strongly Agree	24.94%	200
Agree	41.15%	330
Disagree	6.98%	56
Strongly Disagree	3.49%	28
Unsure / No Opinion	23.44%	188
Total		802

Q64 Please rank the following in order of importance for your child on graduation from District 36 schools. (with 1 highest and 8 lowest)

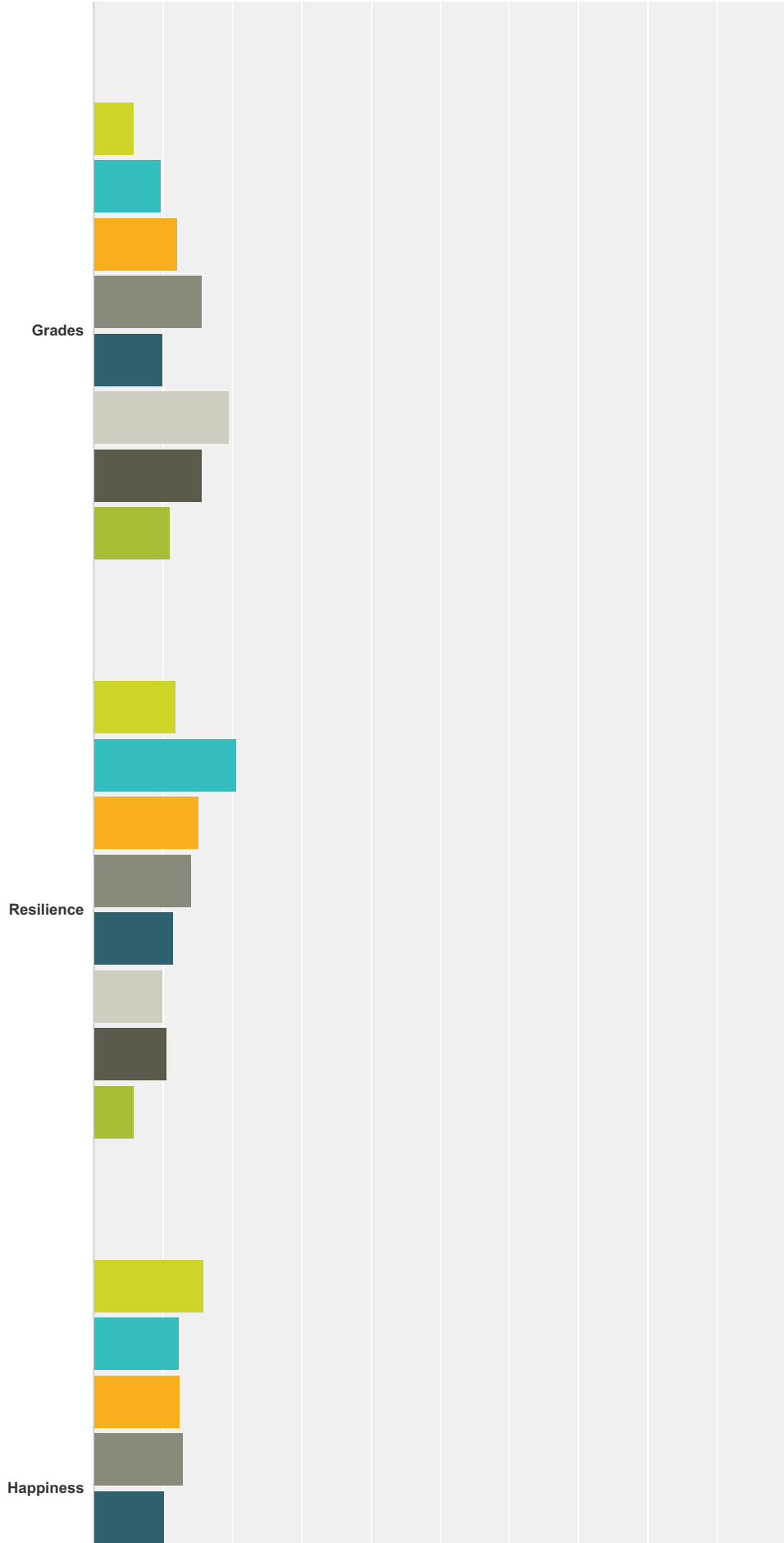
Answered: 632 Skipped: 252



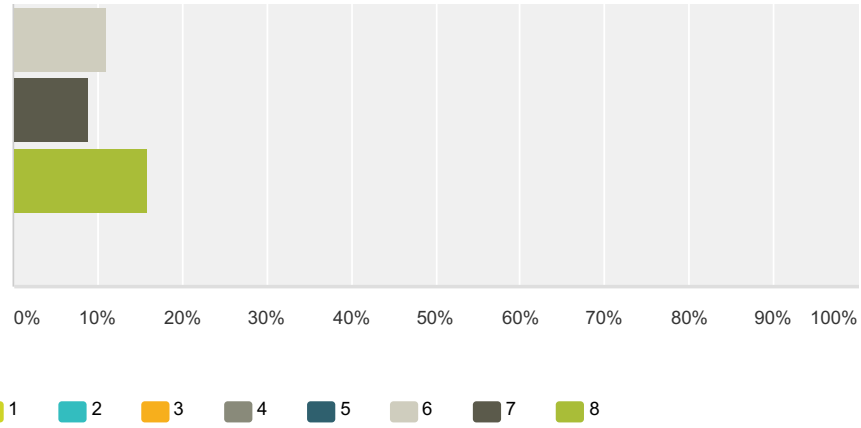
Winnetka Caucus Council 2015 Survey



Winnetka Caucus Council 2015 Survey



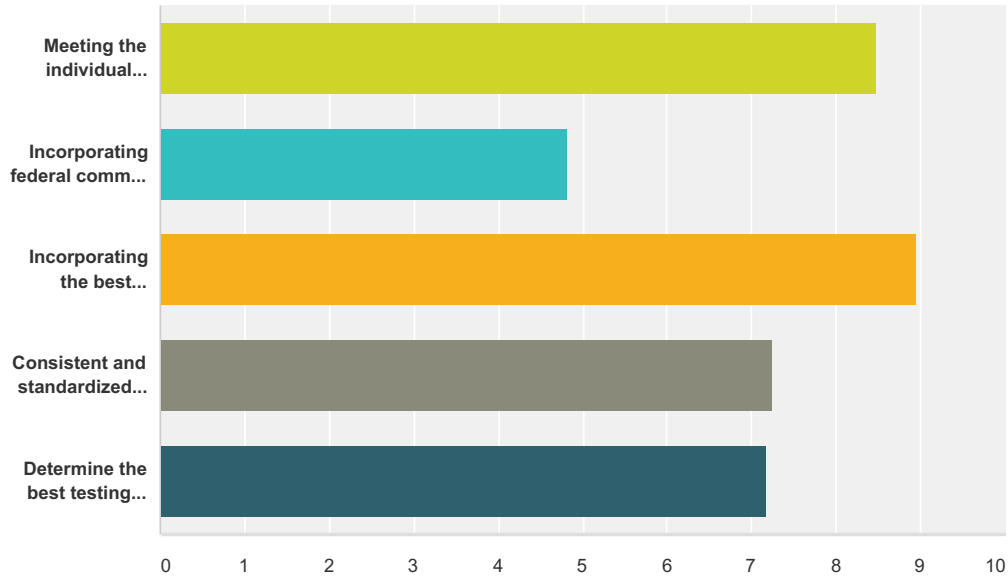
Winnetka Caucus Council 2015 Survey



	1	2	3	4	5	6	7	8	Total
Leadership	5.34% 31	9.29% 54	13.77% 80	15.66% 91	23.75% 138	10.67% 62	11.36% 66	10.15% 59	581
Citizenship / social emotional	10.26% 60	17.09% 100	16.24% 95	13.68% 80	12.99% 76	11.97% 70	11.11% 65	6.67% 39	585
Test Scores	6.62% 39	8.83% 52	8.83% 52	11.21% 66	14.43% 85	12.73% 75	16.13% 95	21.22% 125	589
New Trier Placement	7.85% 46	8.19% 48	11.26% 66	8.70% 51	9.39% 55	17.06% 100	19.28% 113	18.26% 107	586
Well Rounded Student	40.51% 237	17.78% 104	12.48% 73	8.72% 51	6.32% 37	3.93% 23	4.10% 24	6.15% 36	585
Grades	5.82% 34	9.76% 57	12.16% 71	15.75% 92	10.10% 59	19.69% 115	15.58% 91	11.13% 65	584
Resilience	11.95% 71	20.71% 123	15.15% 90	14.14% 84	11.45% 68	10.10% 60	10.61% 63	5.89% 35	594
Happiness	15.94% 95	12.25% 73	12.58% 75	12.92% 77	10.23% 61	11.07% 66	9.06% 54	15.94% 95	596

Q65 Please rate the following statements on the 10 point scale with very important on the far right and Not important on the far left.

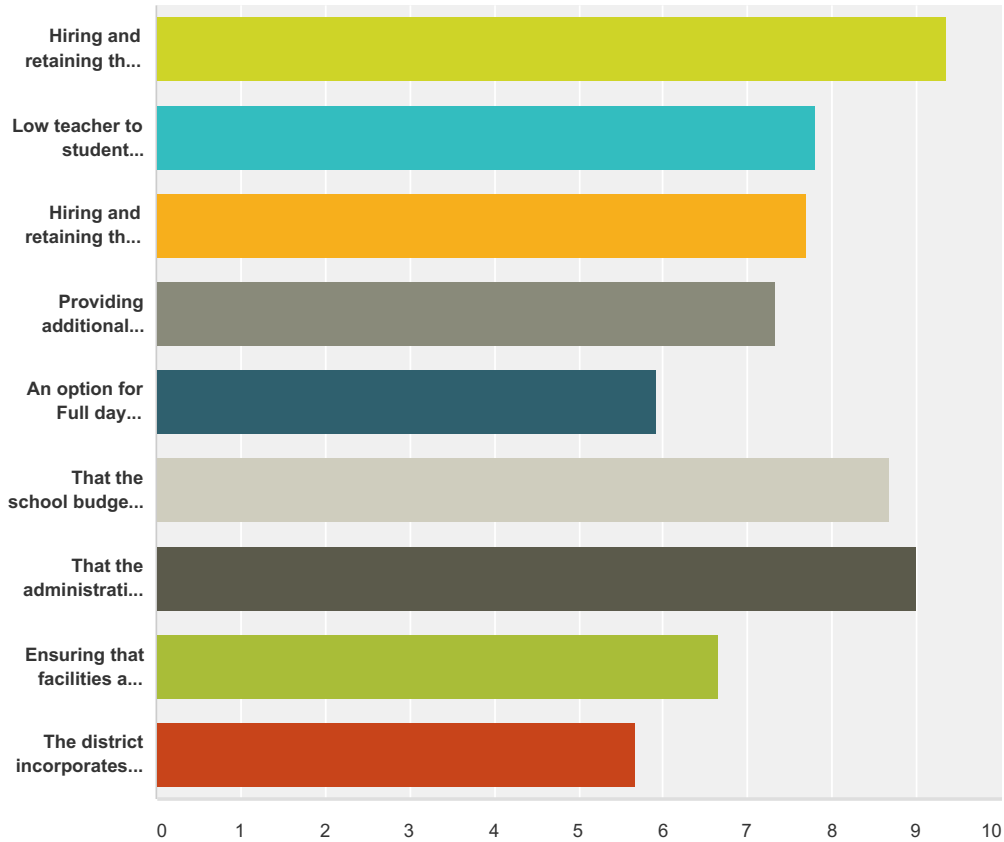
Answered: 734 Skipped: 150



	Not Important at all	2	3	4	5	6	7	8	9	Very Important	Total	Weighted Average
Meeting the individual educational needs of every child.	0.96% 7	0.82% 6	1.92% 14	1.78% 13	5.62% 41	4.66% 34	8.90% 65	13.15% 96	13.42% 98	48.77% 356	730	8.48
Incorporating federal common core mandates into curriculum and federal PARCC testing results.	21.20% 152	7.81% 56	9.21% 66	6.42% 46	14.50% 104	9.76% 70	9.90% 71	6.83% 49	6.69% 48	7.67% 55	717	4.82
Incorporating the best reading, writing, STEM (science, technology, Engineering and Math) and languages curriculum.	0.41% 3	0.00% 0	1.24% 9	0.83% 6	3.46% 25	2.77% 20	5.53% 40	12.03% 87	18.26% 132	55.46% 401	723	8.95
Consistent and standardized reporting of academic, social and emotional progress for each child.	2.37% 17	3.63% 26	4.74% 34	3.35% 24	9.34% 67	9.76% 70	12.83% 92	16.04% 115	15.34% 110	22.59% 162	717	7.25
Determine the best testing measurement to analyze progress and development of each child.	3.64% 26	2.38% 17	3.92% 28	4.62% 33	12.73% 91	8.25% 59	10.21% 73	16.22% 116	14.41% 103	23.64% 169	715	7.19

Q66 Please rate the following statements on the 10 point scale with very important on the far right and Not important on the far left.

Answered: 740 Skipped: 144



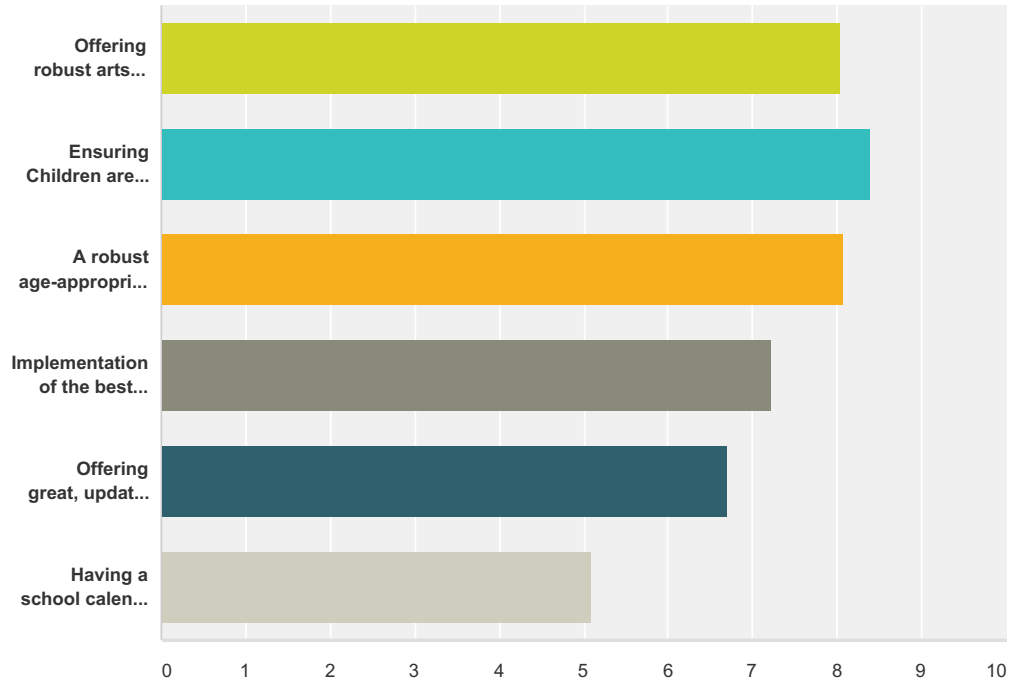
	Not Important at all	2	3	4	5	6	7	8	9	Very Important	Total	Weighted Average
Hiring and retaining the best teachers.	0.14% 1	0.14% 1	0.41% 3	0.82% 6	1.91% 14	1.50% 11	5.46% 40	6.01% 44	11.34% 83	72.27% 529	732	9.35
Low teacher to student classroom ratios.	1.51% 11	2.19% 16	2.74% 20	2.74% 20	8.09% 59	8.92% 65	11.80% 86	12.89% 94	16.05% 117	33.06% 241	729	7.80
Hiring and retaining the best Administrative leaders and principals from around the country.	2.31% 17	2.72% 20	2.99% 22	3.67% 27	6.80% 50	8.16% 60	11.43% 84	13.47% 99	16.87% 124	31.56% 232	735	7.70
Providing additional qualified staff to provide support for children of all education levels.	2.07% 15	2.34% 17	3.99% 29	4.55% 33	10.47% 76	10.06% 73	14.19% 103	13.09% 95	14.60% 106	24.66% 179	726	7.32

Winnetka Caucus Council 2015 Survey

An option for Full day Kindergarten.	15.16% 109	6.95% 50	6.12% 44	6.40% 46	11.96% 86	7.23% 52	7.37% 53	7.23% 52	8.21% 59	23.37% 168	719	5.93
That the school budget be utilized effectively to ensure the best programs for Winnetka's children.	0.69% 5	0.14% 1	0.83% 6	0.97% 7	4.86% 35	5.00% 36	7.64% 55	12.92% 93	18.89% 136	48.06% 346	720	8.69
That the administration and the school board are open and transparent with the Winnetka Community.	0.27% 2	0.27% 2	0.41% 3	0.96% 7	2.75% 20	4.26% 31	4.81% 35	11.68% 85	18.96% 138	55.63% 405	728	8.99
Ensuring that facilities are state of the art (climate control, electrical outlets, electrical support, building code, etc).	3.46% 25	3.32% 24	5.95% 43	7.05% 51	12.45% 90	12.45% 90	13.42% 97	13.83% 100	11.62% 84	16.46% 119	723	6.67
The district incorporates green initiatives such as composting and recycling throughout the schools and cafeterias.	12.62% 91	7.63% 55	8.74% 63	7.21% 52	11.37% 82	8.74% 63	11.51% 83	9.57% 69	8.88% 64	13.73% 99	721	5.67

Q67 Please rate the following statements on the 10 point scale with very important on the far right and Not important on the far left.

Answered: 733 Skipped: 151



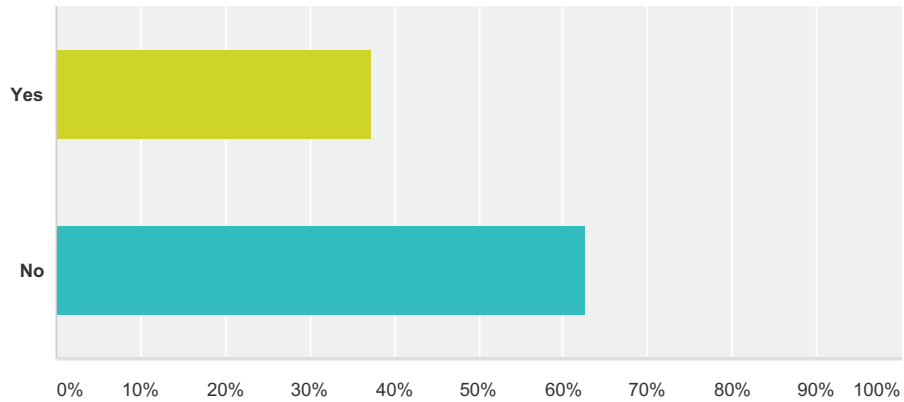
	Not Important at all	2	3	4	5	6	7	8	9	Very Important	Total	Weighted Average
Offering robust arts programs (art, music, physical, education, theatre, etc).	1.65% 12	1.65% 12	2.75% 20	1.65% 12	4.40% 32	5.91% 43	14.29% 104	16.62% 121	16.90% 123	34.20% 249	728	8.04
Ensuring Children are learning "21st century skills".	2.35% 17	0.69% 5	0.69% 5	1.10% 8	3.18% 23	5.25% 38	10.36% 75	17.13% 124	20.99% 152	38.26% 277	724	8.39
A robust age-appropriate technology curriculum that includes keyboarding, desktop publishing, coding/programming, technology ethics & social media responsibility, circuitry, robotics etc.	2.06% 15	1.24% 9	1.24% 9	2.48% 18	5.50% 40	4.95% 36	13.34% 97	17.06% 124	19.67% 143	32.46% 236	727	8.07
Implementation of the best socio-emotional programs.	3.77% 27	4.05% 29	3.49% 25	4.19% 30	8.66% 62	9.64% 69	13.97% 100	11.87% 85	13.69% 98	26.68% 191	716	7.23

Winnetka Caucus Council 2015 Survey

Offering great, updated facilities to students computer labs, reading nooks, state of the art gyms, student gardens, ceramics studios, tinkering labs, libraries etc.	4.54% 33	3.99% 29	4.68% 34	5.50% 40	11.97% 87	11.83% 86	15.68% 114	13.34% 97	11.00% 80	17.47% 127	727	6.70
Having a school calendar that starts after Labor Day.	27.06% 194	8.23% 59	5.30% 38	3.63% 26	9.62% 69	8.65% 62	6.00% 43	6.69% 48	7.53% 54	17.29% 124	717	5.10

Q68 Are you aware that the school board has reduced the Winnetka Public Schools surplus by reducing the tax bill by \$570 per every \$20,000 of property taxes to home owners?

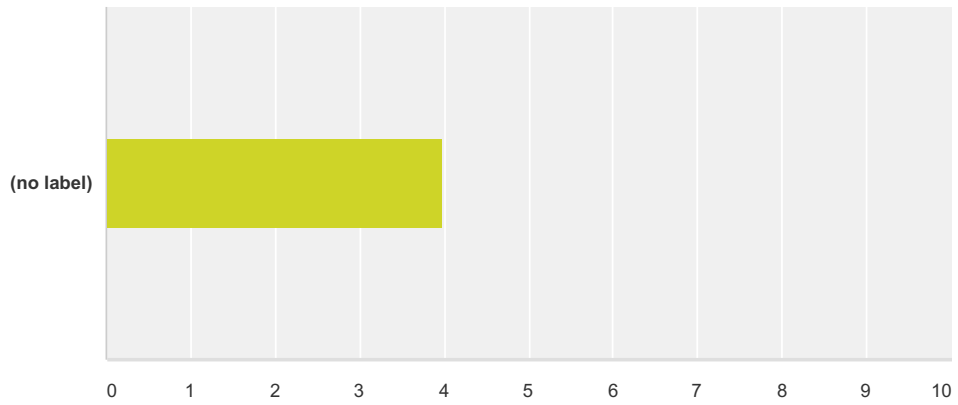
Answered: 801 Skipped: 83



Answer Choices	Responses
Yes	37.45% 300
No	62.55% 501
Total	801

Q69 On a scale from 1 - 10 how important is this savings to you?

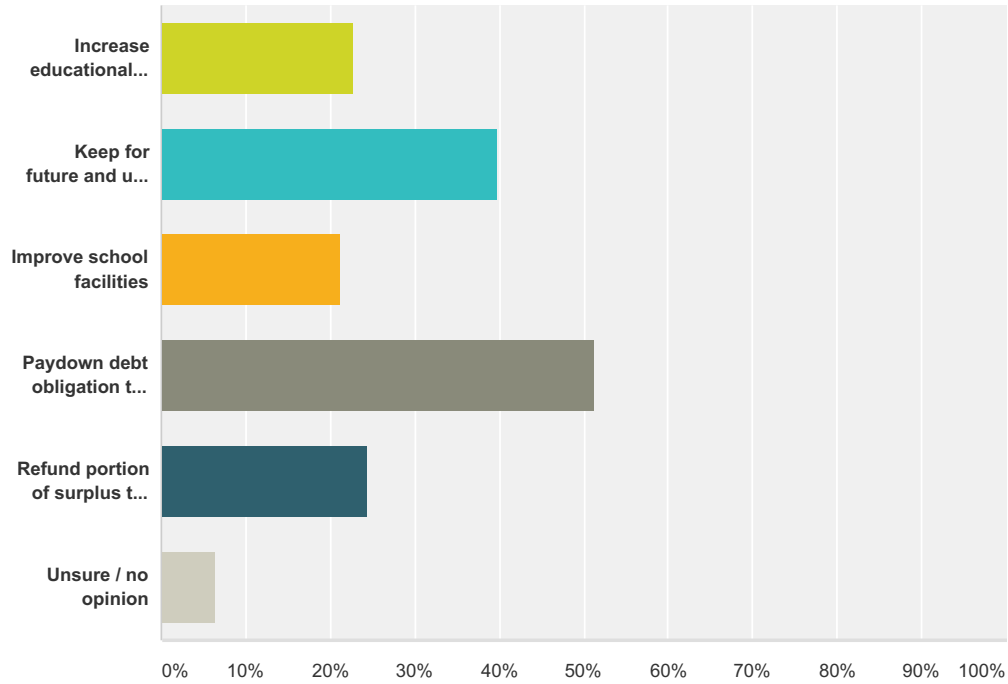
Answered: 783 Skipped: 101



	Very Important	2	3	4	5	6	7	8	9	Not Important at all	Total	Weighted Average
(no label)	36.53% 286	9.20% 72	9.96% 78	3.96% 31	6.90% 54	9.58% 75	6.00% 47	5.62% 44	3.70% 29	8.56% 67	783	3.98

Q70 What do you think the Winnetka School Board and Administration should do with the existing budget surplus? Please select all that apply:

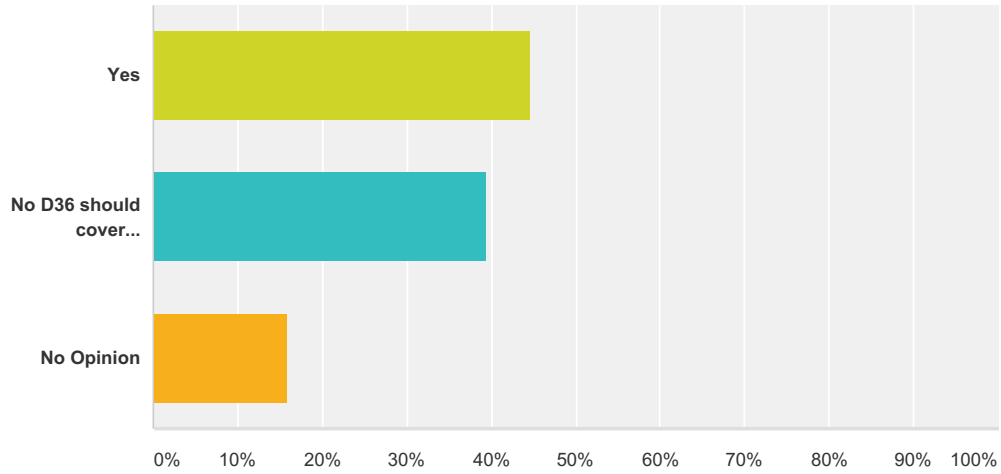
Answered: 786 Skipped: 98



Answer Choices	Responses
Increase educational services for students	22.77% 179
Keep for future and use when needed	39.95% 314
Improve school facilities	21.37% 168
Paydown debt obligation to save taxpayers money	51.27% 403
Refund portion of surplus to taxpayers	24.43% 192
Unsure / no opinion	6.49% 51
Total Respondents: 786	

Q71 Do you think elementary school families should pay \$242/child/year for recess and lunch supervision (as they do now)?

Answered: 795 Skipped: 89



Answer Choices	Responses	
Yes	44.65%	355
No D36 should cover supervision costs	39.50%	314
No Opinion	15.85%	126
Total		795

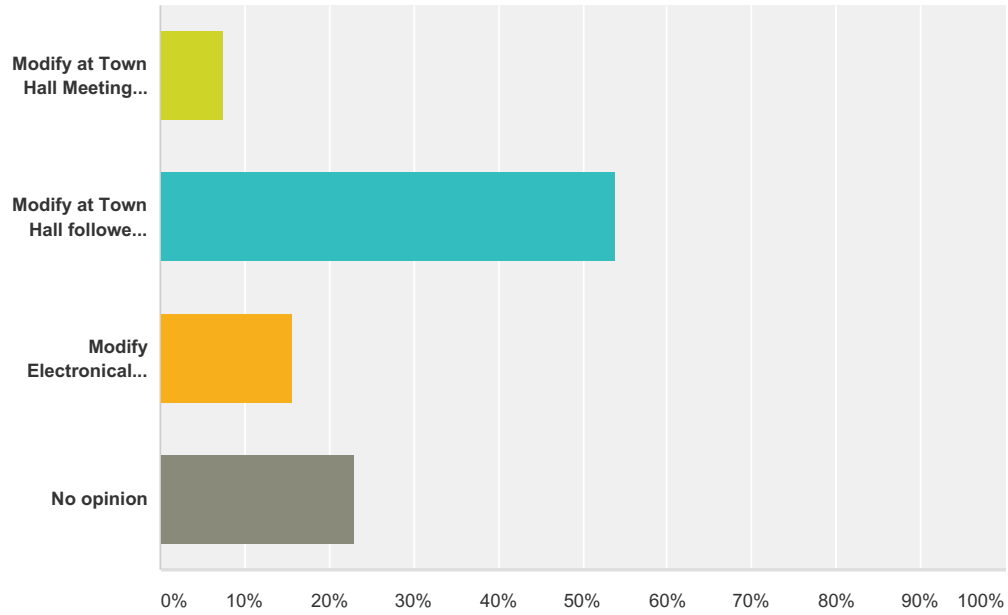
Q73 Please indicate in order of importance what you consider the three most significant issues with New Trier High School. Your responses will help the Caucus Council evaluate future involvement with New Trier High School.

Answered: 386 Skipped: 498

Answer Choices	Responses	
One	99.74%	385
Two	78.24%	302
Three	56.48%	218

Q75 Would you be in favor of modifying the language of Rule 127 b. to allow for electronic feedback to modified platforms presented at the Town Meeting?

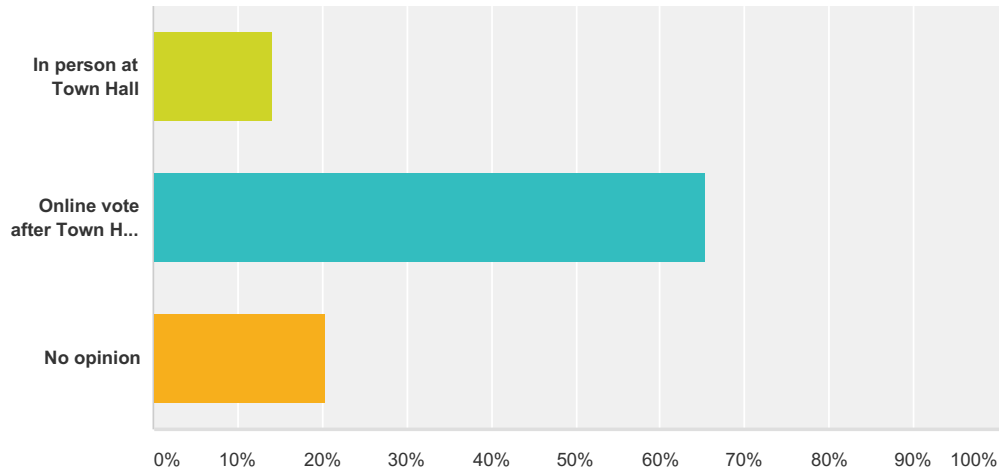
Answered: 784 Skipped: 100



Answer Choices	Responses
Modify at Town Hall Meeting only	7.53% 59
Modify at Town Hall followed by Electronically	53.83% 422
Modify Electronically Only	15.69% 123
No opinion	22.96% 180
Total	784

Q76 Would you be in favor of modifying the language of Rule 127 b. to an online vote to adopt platforms or should platforms be only adopted/rejected, in person, at the Town Meeting?

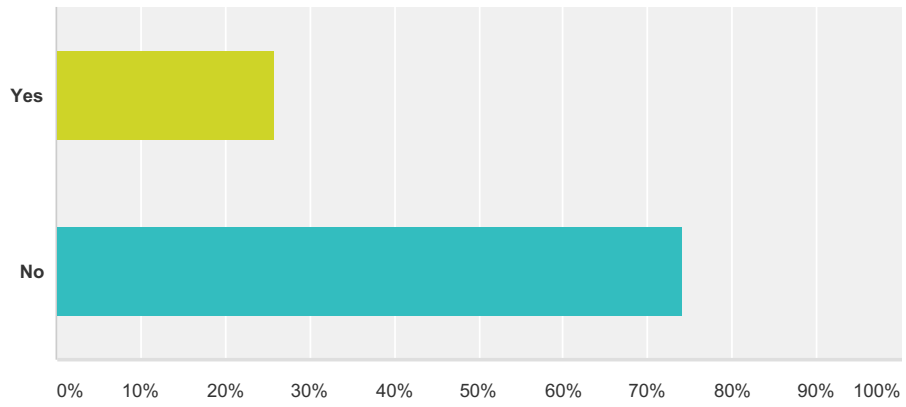
Answered: 790 Skipped: 94



Answer Choices	Responses
In person at Town Hall	14.18% 112
Online vote after Town Hall meeting	65.32% 516
No opinion	20.51% 162
Total	790

Q77 Have you ever served on the Winnetka Caucus Council?

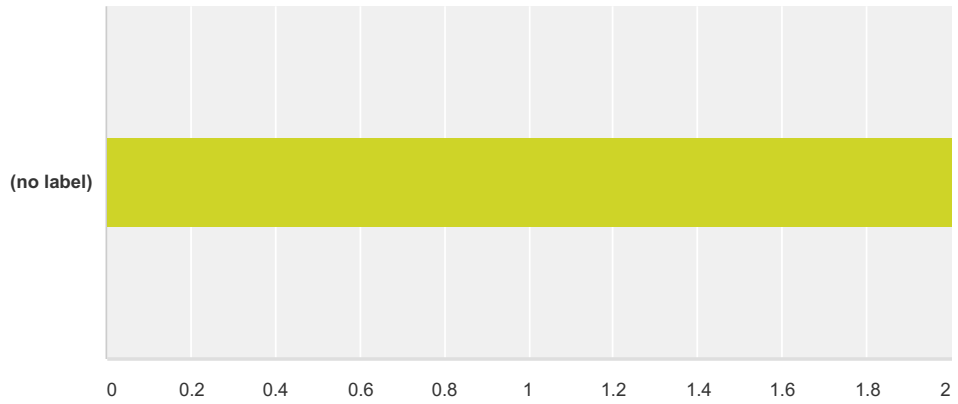
Answered: 801 Skipped: 83



Answer Choices	Responses
Yes	25.97% 208
No	74.03% 593
Total	801

Q78 If Yes, please rate your experience.

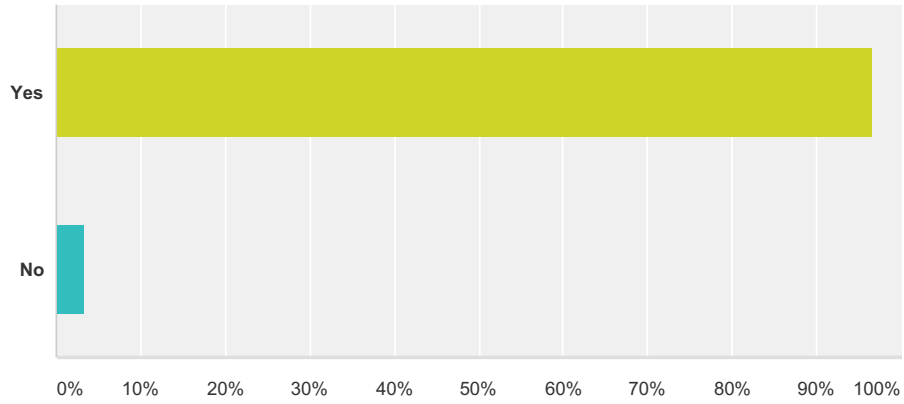
Answered: 200 Skipped: 684



	Very Satisfied	Somewhat Satisfied	Somewhat Dissatisfied	Very Dissatisfied	Total	Weighted Average
(no label)	32.50% 65	40.50% 81	21.00% 42	6.00% 12	200	2.00

Q79 Did serving on the Caucus increase your understanding of Winnetka Governance?

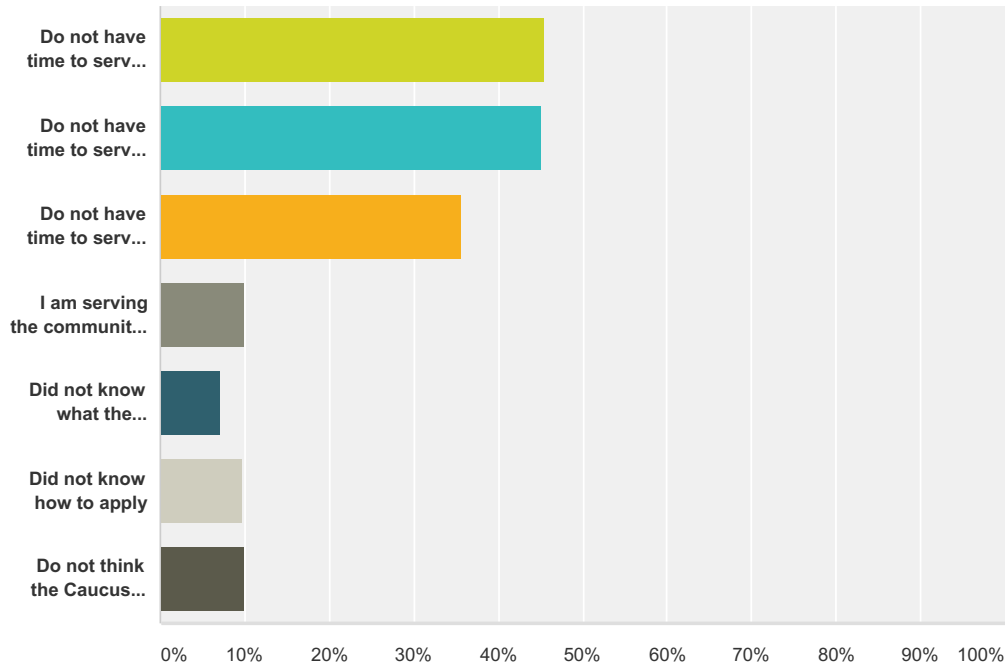
Answered: 207 Skipped: 677



Answer Choices	Responses
Yes	96.62% 200
No	3.38% 7
Total	207

Q84 The Caucus aims to be representative and responsive to all members of the community. What are your reasons for not volunteering to serve? (Check all that apply.)

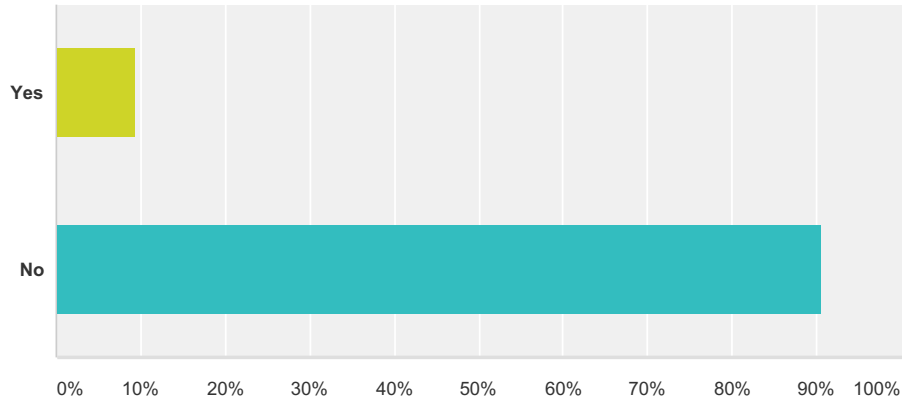
Answered: 487 Skipped: 397



Answer Choices	Responses
Do not have time to serve due to Work commitments	45.59% 222
Do not have time to serve due to Family commitments	45.17% 220
Do not have time to serve due to other commitments	35.73% 174
I am serving the community on other boards in the Village	10.06% 49
Did not know what the purpose of the Caucus was	7.19% 35
Did not know how to apply	9.86% 48
Do not think the Caucus system of government is relevant	10.06% 49
Total Respondents: 487	

Q85 Have you ever served in an elected or appointed position on any of the taxing bodies in the Village?

Answered: 796 Skipped: 88



Answer Choices	Responses	
Yes	9.42%	75
No	90.58%	721
Total		796

Q86 If you did not receive the email with the link to this survey, but you would like to participate in future online surveys and be informed about important Caucus matters, please share your email address with us. We will not share your email address with any third parties. Your email address will not be associated with your survey response; your survey response is anonymous and confidential.

Answered: 151 Skipped: 733

Answer Choices	Responses
Name:	0.00% 0
Company:	0.00% 0
Address:	0.00% 0
Address 2:	0.00% 0
City/Town:	0.00% 0
State:	0.00% 0
ZIP:	0.00% 0
Country:	0.00% 0
Email Address:	100.00% 151
Phone Number:	0.00% 0

Q87 Join the 2016 Caucus Council The Caucus Council is responsible for slating candidates for the taxing bodies, conducting the annual survey, preparing platforms to present to the taxing bodies and holding town meetings (Spring and Fall). If you would like to represent your neighborhood by serving on the 2016 Caucus Council, or know of someone who would like to serve, please provide contact information below or click on the following link: 2016 Caucus Interest Form. For more information, visit <http://www.winnetkacaucus.org/>.

Answered: 29 Skipped: 855

Answer Choices	Responses	
Name:	100.00%	29
Company:	0.00%	0
Address:	0.00%	0
Address 2:	0.00%	0
City/Town:	0.00%	0
State:	0.00%	0
ZIP:	0.00%	0
Country:	0.00%	0
Email Address:	86.21%	25
Phone Number:	89.66%	26